

## AW 800DS SILEO AXIAL FAN

Version: 50 Hz

### Description

- speed controllable by voltage reduction, plus option of 2-step operation by D/Y switching for 400V versions
- inlet protection guard up to size 630 (from size 710-1000 available as an accessory)
- safe and maintenance free operation
- can be installed in any mounting position
- electric connection via terminal box mounted on the motor
- single phase fans are supplied with capacitor

Axial fans of the AW sileo range do have a bionic shape of the fan blade, and are driven by external rotor motors. The AW range is equipped with a square wall plate, galvanized steel and powder coated in black (RAL9005). Sizes 200-630 include are protection guard on the intake side. Protection guards for the sizes 710-1000 are available as an accessory. The axial impeller is manufactured from pressure die cast aluminum and also painted in black (RAL9005). The impeller is balanced dynamically in two levels in accordance with DIN ISO 1940 part 1, quality G6.3. The motors are equipped with thermal contacts for motor protection, with leads to be connected to a motor protection unit.



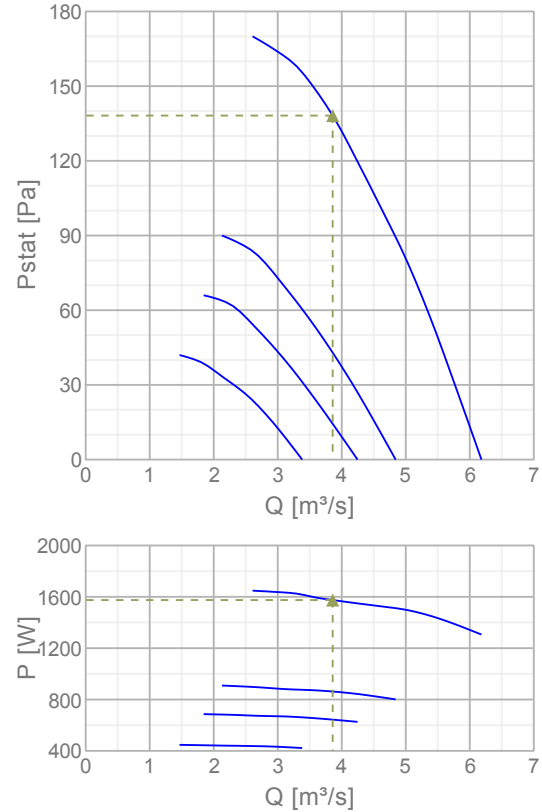
### Technical parameters

Nominal data		
Voltage	400	V
Frequency	50	Hz
Phase	3	~
Connection	D/Y	
Input power (P1)	1648	W
Current	3,67	A
Max. airflow	6,18	m³/s
R.p.m.	833	r.p.m.
Weight	53	kg
Temperature data		
Max. temperature of transported air	65	°C
Max. temperature of transported air when speed-controlled	65	°C
Sound data		
Sound pressure level at 1 m	69	dB(A)
Protection / Classification		
Insulation class	F	
Enclosure class, motor	IP54	

Data according to ErP directive		
Efficiency, static	35,7	$\eta_{statA}$
Air flow at max efficiency	3,71	m <sup>3</sup> /s
Efficiency grade	40,6	Nactual
Target efficiency grade ErP2013	36	Ntarget2013
Target efficiency grade ErP2015	40	Ntarget2015
Measurement category	A	
Specific ratio	1	

Diagrams

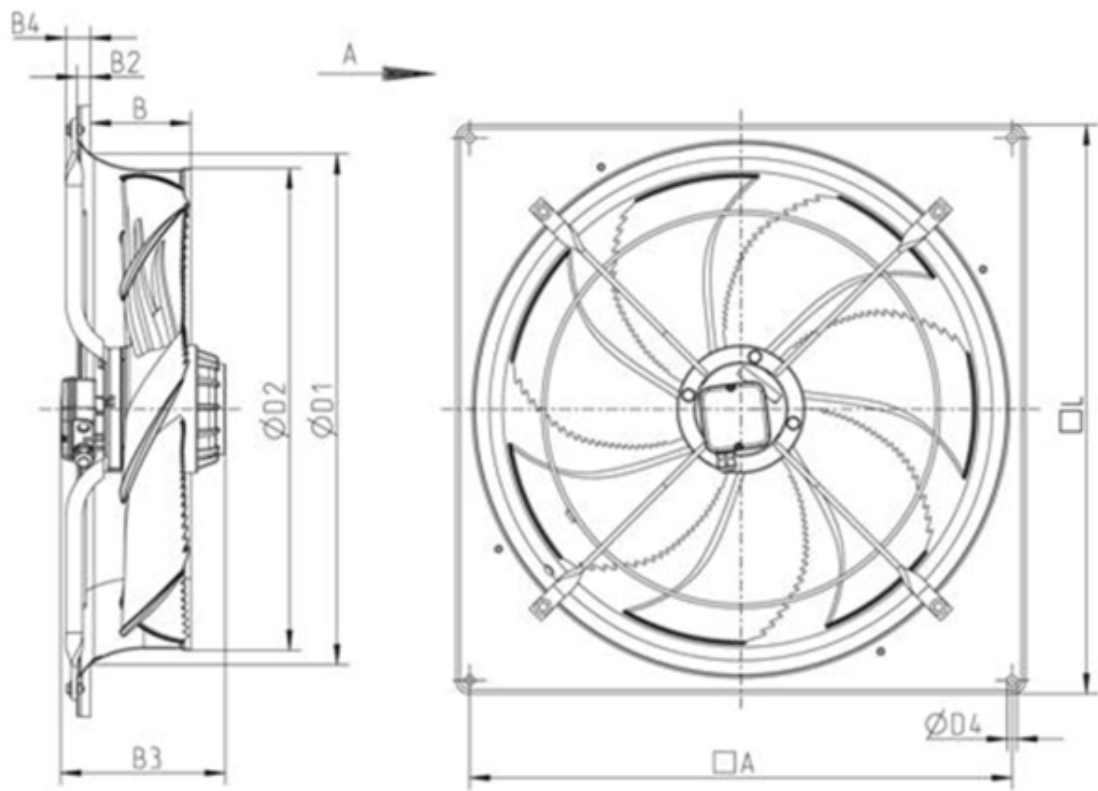
Diagrams



Max efficiency

Hydraulic data										
▲ Working air flow		3,86 m <sup>3</sup> /s								
▲ Working static pressure		138 Pa								
▲ Power		1575 W								
Speed		842 r.p.m.								
Current		3,58 A								
SFP		0,408 W/(l/s)								
Voltage		400 V								
Sound power level		63	125	250	500	1k	2k	4k	8k	Tot
Inlet	dB(A)	22	38	54	59	66	67	63	53	71
Outlet	dB(A)	23	41	57	60	66	65	61	53	70

Dimensions



	□A	B	B2	B3	B4	ØD1	ØD2	ØD4	□L
AW 800DS	910	193	17	319	67	869	804	14,5	970

Wiring



High speed      Low Speed  
Δ-Connection    Y-Connection

Accessories


Electric accessories


- [RTRD 4 Speed contr. Systemair \(5942\)](#)
- [RTRDU 4 Speed contr. Systemair \(5946\)](#)
- [S-DT2SKT Two speed switch Y/D \(2697\)](#)
- [STDT 16 Motor Protection \(5152\)](#)
- [REV-5POL/07 ON/OFF \(33980\)](#)


Accessories

- [SG AW 800 Guard grill \(GFC\) \(3397\)](#)
- [RAW 800 Roof Cowl c/w BG \(86541\)](#)

## Documentation

 L-BAL-001-Systemair.pdf (210,31kB)

 eu\_declaration\_of\_conformity\_axial\_fans\_en\_003.pdf (48,72kB)

 installation\_variations\_1\_AR\_AW.pdf (664,96kB)

## Specification text

Axial fans of the AW sileo range do have a bionic shape of the fan blade, and are driven by external rotor motors. The AW range is equipped with a square wall plate, galvanized steel and powder coated in black (RAL9005). The protection guard at the inlet side is powder coated in black. The axial impeller is manufactured from pressure die cast aluminum and is powder coated in black. The impeller is balanced dynamically in two levels in accordance with DIN ISO 1940 part 1, quality G6.3. The motors are equipped with thermal contacts for motor protection, with leads to be connected to a motor protection unit, for example Systemair unit S-ET.