

BD 15/15 T6 2,2kW (252370106)

GENERAL DATA



DOUBLE INLET FAN

MANUFACTURING FEATURES:

- Galvanised steel sheet housing.
- Double inlet forward curved impeller in all models except 25/13, with simple inlet.
- Supported and reinforced by lateral plates.
- Motor fixing with an exclusive system designed by Casals through flexible arms and silent blocks that avoid any vibration. Flexible arms in compliance with the ROHS 2002/95/EC Directive (Restriction of the Use of Certain Hazardous Substances in Electrical and Electronic Equipments).
- Closed motors specially designed by Casals: extruded aluminium motor housing, wiring box fit in the motor with IP-65 protection.
- Motor with IP-55 protection and Class F insulation. Manufactured with standard voltages: 230V/400V 50Hz

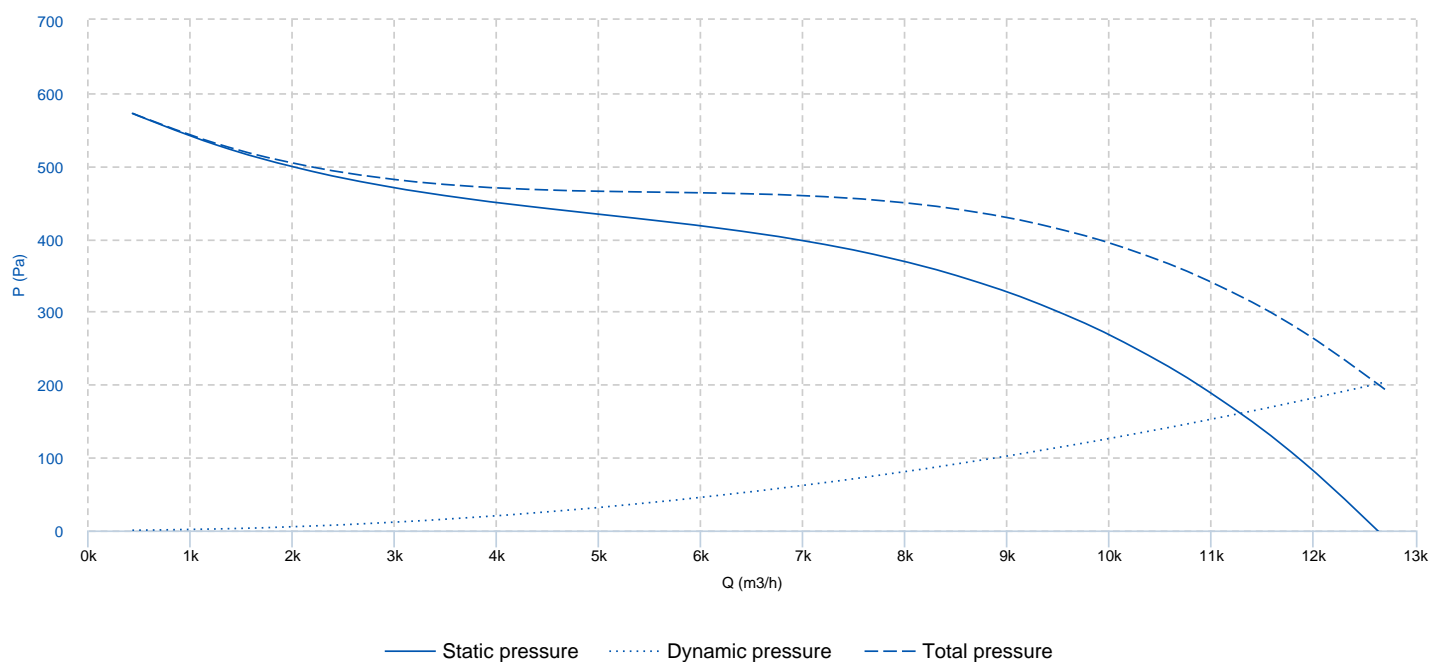
APPLICATIONS:

- Ventilation boxes and air handling units.
- Centrifugal heaters
- Industrial and professional kitchen hoods.
- Maximum working temperature in continuous: 50°C

UNDER REQUEST:

- MBI assembled

CHARACTERISCTIC CURVE



TECHNICAL DATA

fan

RPM	990
-----	-----

approx. weight	57 kg
----------------	-------

max flow	10700 m ³ /h
----------	-------------------------

motor

power	2.2 kW
-------	--------

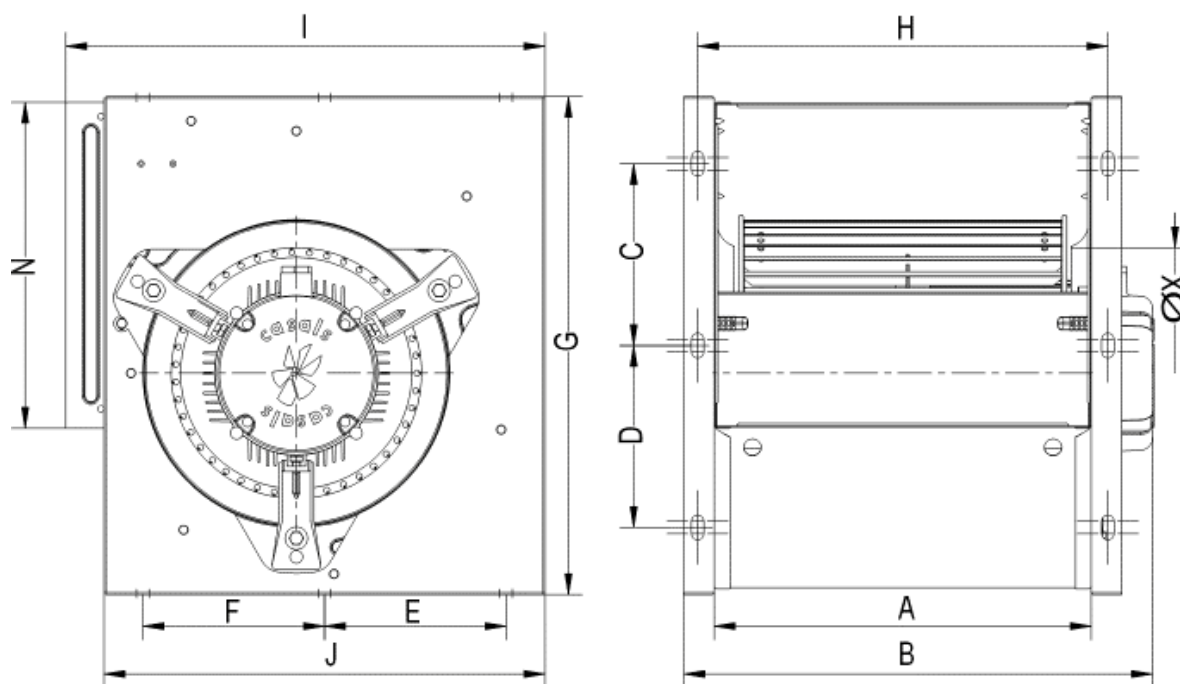
motor rpm	900
-----------	-----

imax 230V	10.92 A
-----------	---------

imax 400V	6.31 A
-----------	--------

size	100
------	-----

DIMENSIONS DIAGRAM



Dimensions (mm)

A	473
F	210
N	405

B máx	560
G	630
X	315

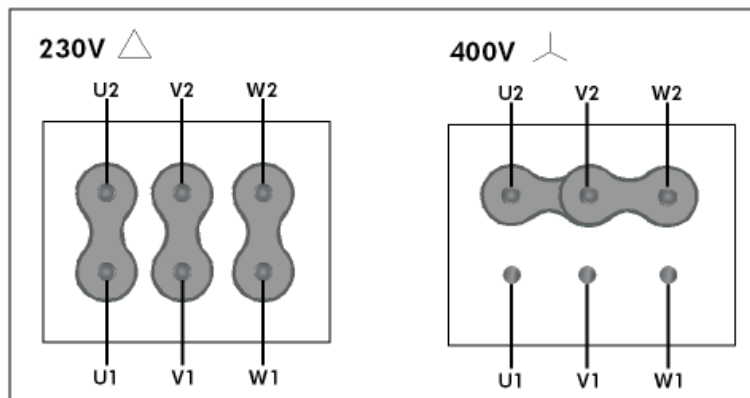
C	210
H	505

D	210
I	585

E	210
J	553

WIRING DIAGRAM

MOTOR TRIFÁSICO THREE PHASE MOTOR



ACCESSORIES




SAFETY SWITCH
INT 6,5 1V
REF: FX452508



INLET GUARD
RA 15
REF: 960690100



FREQUENCY SPEED CONTROLLER
SFC M 2,2kW
REF: 960002524



OUTLET GUARD
RI 15/15
REF: 960000409



OUTLET FLANGE
MBI 15/15
REF: 252371691



FREQUENCY SPEED CONTROLLER
SFC T 2,2kW
REF: 960002529