

Technical Data Sheet

CODE 12017

MICRO 100 I

Centrifugal duct fans for flush mounting



Certifications



IMQ



CE



IMQ Performance



CCC



EAC

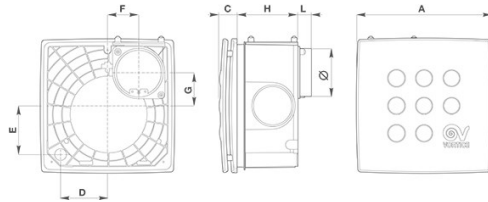


UKCA

TECHNICAL AND PERFORMANCE DATA

Frequency (Hz)	50	Airflow at 1st speed (m ³ /h)	75
Insulation class	II ^o	Max airflow at Max speed (l/s)	28
IP	X4	Max airflow at Max speed (m ³ /h)	100
Max absorbed current at Max speed (A)	0,12	Max pressure at Max speed (mmH2O)	22
Max absorbed current at Min speed (A)	0,10	Max pressure at Max speed (Pa)	218
Max absorbed power at Max speed (W)	27	Max RPM	1450
Max ambient temperature for continuous operation (°C)	50	Min RPM	1010
Nominal diameter (mm)	100	Pressure at 1st speed (mmH2O)	20
Ø Discharge hole (mm)	73,5	Pressure at 1st speed (Pa)	196
Power absorbed at 1st speed (W)	20	Sound pressure at 3 m - min speed Lp [dB (A)] 3m - min speed	26,3
Voltage (V)	220-240	Sound pressure at 3m at Max speed Lp [dB (A)]	34,3
Weight (Kg)	1,91	Sound pressure level at 3 m at Max speed on extraction side [dB(A)]	33,5
Airflow at 1st speed (l/s)	21	Sound pressure level at 3 m at Min speed on extraction side [dB(A)]	25,9

DIMENSIONS



Size A (mm)	258
Size C (mm)	34
Size D (mm)	92
Size E (mm)	90
Size F (mm)	64
Size G (mm)	60
Size H (mm)	118
Size L (mm)	26

PER INFORMAZIONI / FOR INFORMATION

ITALY

Pre Sales:

prevendita@vortice-italy.com

After Sales:

postvendita@vortice-italy.com

UNITED KINGDOM & REP. OF

IRELAND

Sales Dept:

sales@vortice.ltd.uk

Technical Dept:

technical@vortice.ltd.uk

OTHER COUNTRIES

Sales Dept:

export@vortice-italy.com

After Sales:

after-sales@vortice-italy.com

Technical Data Sheet

CODE 12017

MICRO 100 I

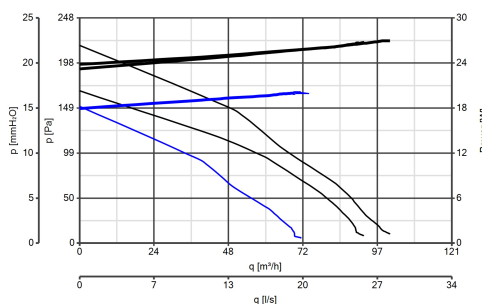
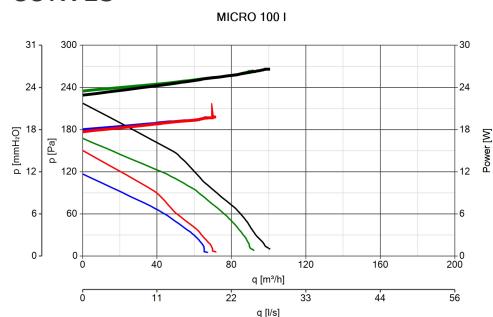
Centrifugal duct fans for flush mounting



DESCRIPTION

- Material used for parts not recessed into wall: white ABS plastic.
- Material used for parts recessed into wall: talc-filled black plastic (PP) giving added strength.
- Nominal diameter 100 mm.
- Capacitor start 2-speed induction motor coupled to a forward bladed centrifugal impeller, with thermal overload cutout and self-lubricating bushings.

CURVES



ACCESSORIES



C 1.5 (COMANDO EL. 1.5 A)

Code 12966



KIT SCB (TRASF.E.C.)

Code 22481




SCNRB (SCAT.COM.NON REV.INCASSO)

Code 12971



DEVIATORE DI FLUSSO M 10/4

Code 22310



KIT SOFFITTO MICRO

Code 22491

PER INFORMAZIONI / FOR INFORMATION

ITALY

Pre Sales:
prevendita@vortice-italy.com
After Sales:
postvendita@vortice-italy.com

UNITED KINGDOM & REP. OF

IRELAND

Sales Dept:
sales@vortice.ltd.uk
Technical Dept:
technical@vortice.ltd.uk

OTHER COUNTRIES

Sales Dept:
export@vortice-italy.com
After Sales:
after-sales@vortice-italy.com