


Technical data sheet



Item number	02244
Item type	AMD 225/4

Description

Medium pressure axial fan with cylindrical duct casing, flanges on both sides, direct driven. Long duct casing from sheet steel, enclosing impeller and motor, flanges on both sides with hole pattern to DIN 24155 Pt.3 Axial impeller with 14 aerodynamically profiled blades from polymers. Dynamically balanced to DIN ISO 1940-1, class 6.3 for low-vibration operation. Totally enclosed 3-phase squirrel cage motor with built-in thermal contacts, maintenance-free, speed controllable by voltage reduction, with low-noise sealed for life ball bearings.

Technical specifications

Artikelnummer	02244
Version	001
Artikeltyp	AMD 225/4
Luftleistung freiblasend	960 m ³ /h
Luftleistung Betriebspunkt	722 m ³ /h
Druckerhöhung Betriebspunkt	46 pa
Max. Luftgeräusch (LWA)	59 dB(A)
Regelbarkeit	Trafo
Nenn Drehzahl	1430 min ⁻¹
Polzahl	4
Spannung	400 V , 3 ph , 50 Hz
Strom unregelt	0.2 / 0.25 A
Nennleistung	55 W
zul. Fördermitteltemperatur geregelt	40 °C
zul. Fördermitteltemperatur unregelt	60 °C
Schutzart IP	54
Nenn-Ø	225 mm
Gewicht	8.3 kg

Technical data sheet

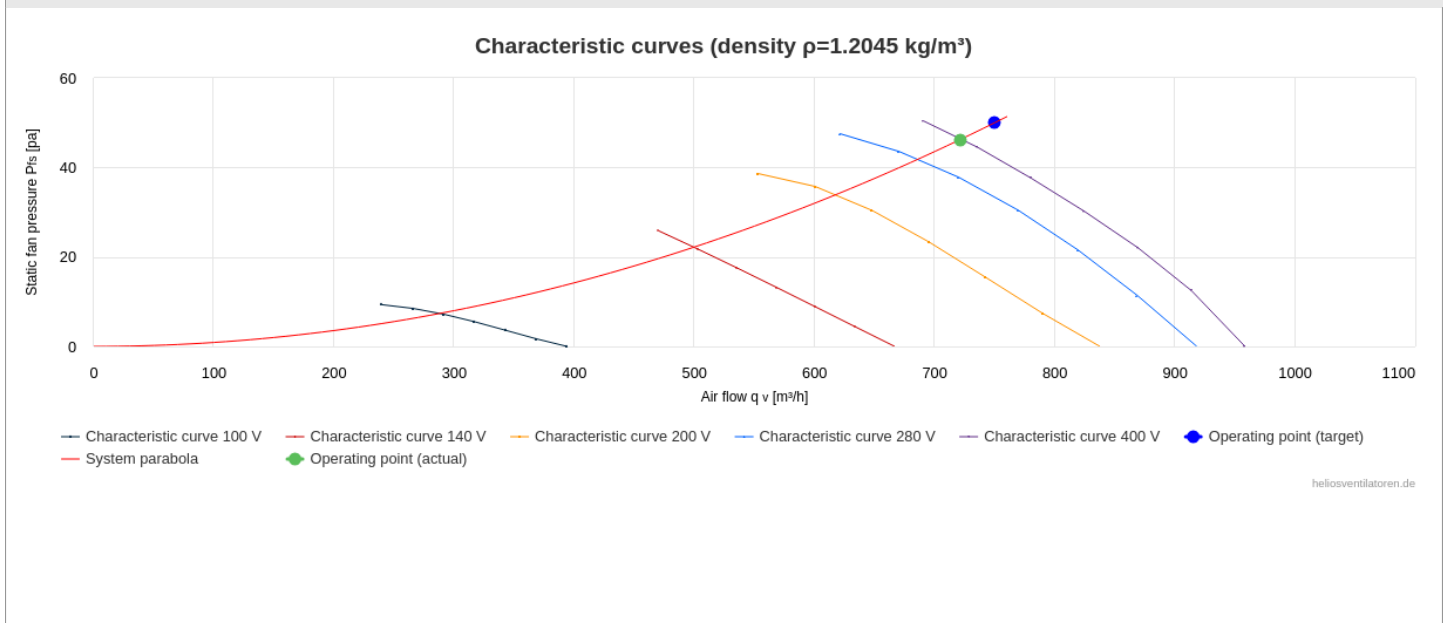
Technical specifications

Anschlussschemanr.	469
Lieferzeit	6 Wochen

Schalleistungspegel LWA dB(A)

Schallspektrum	Hz	Gesamt	125	250	500	1k	2k	4k	8k
LwA Saugseite	dB(A)	59	35	49	53	54	52	45	35

Head curve

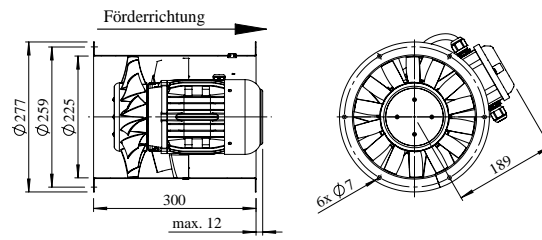


Betriebspunkt (ist)

Volumenstrom	722 m^3/h
statischer Ventilator- druck	46 pa
Betriebskennlinie	400 V
Strom	0.2 A
Elektrische Leistung	52.68 W
Drehzahl	1433 min^{-1}
SFP	253 Ws/m^3

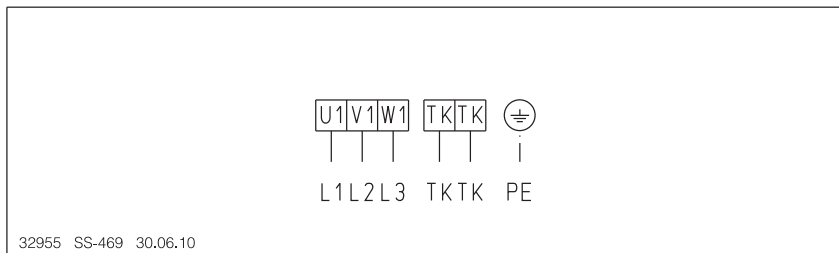
Technical data sheet

Dimensional drawing














Wiring diagram

Item number	02244
Item type	AMD 225/4
Connection diagram no.	469



Zubehör

	Best.-Nr.	Type	Bezeichnung
	00501	ESD 5	Electronic speed controller 3 PH, 5 A
	01201	FR 225 / DFR 200	COUPLING FLANGE 225 MM
	01215	SG 225	Guard for flange connection
	01218	STS 225/DSTS 200	FLANGED FLEXIBLE CONNECTOR DIA. 225 MM
	01314	RDS 1	5 STEP TRANSFORMER CONTROLLER 3 PH, 400 V, 1.0 A WITH MOTOR PROTECTION UNIT
	01401	VR 225	EXTENSION DUCT DIA. 225 MM FLANGED AT BOTH ENDS
	01413	ASD-SGD 225	BELL-MOUTH INLET + GUARD
	01446	MK 200-225	MOUNTING FEET (PAIR)
	01452	SDD 1	ANTI-VIBRATION MOUNTS FOR COMPRESSION, 1 SET = 4 PCS
	01454	SDZ 1	ANTI-VIBRATION MOUNTS FOR SUSPENSION, 1 SET = 4 PCS
	01500	TSD 0,8	5 STEP TRANSFORMER CONTROLLER 3 PH, 400 V, 0.8 A

	01594	RHS 3+1	Isolator switch 3 pole, 400 V with additional terminal
	01671	FM 225	FLEXIBLE SLEEVE DIA. 225 MM WITH 2 CLAMPS
	02591	RVS 225 / DRVS 200	HORIZ. BACK DRAUGHT SHUTTER
	05849	MD	FULL MOTOR PROTECTION UNIT FOR 3 PH MOTORS
	06516	TSSD 1	1 STEP TRANSFORMERS, 3 PH 400V FOR CONTROL PANELS, MAX. 1 A CONTENTS:2 PIECES
	08734	RSD 225/300	FLANGED CIRCULAR ATTENUATOR 300 MM LONG
	08735	RSD 225/600	FLANGED CIRCULAR ATTENUATOR 600 MM LONG
	08736	RSD 225/900	FLANGED CIRCULAR ATTENUATOR 300 MM LONG