

Technical Data



FAN DOUBLE INLET

MANUFACTURING FEATURES:

- Fully made of galvanised steel sheet.
- Double inlet forward curved impeller in all models.
- Turbine fiber reinforced glass sizes 7-7, 9-9, 10/10 and 12/12. Other models in galvanized sheet.
- Supplied with mounting feet (included in price).
- Exclusive system Casals fixing motor and turbine fan by flexible arms silent blocks to avoid any vibration. Arms in compliance with ROHS regulations 2002/95 / EC (Restriction of Hazardous Substances in electrical and electronic equipment)
- Closed motors specially designed Axair: extruded aluminum housing, all protected inside the terminal box, built-in motor with IP65 connections.
- Motor with IP55 protection and Class F insulation standard voltages: 230V 50Hz in single phase and 230 / 400V 50Hz three-phase.
- Single phase voltage controllable. Adjustable phase models suitable for inverter.

APPLICATIONS:

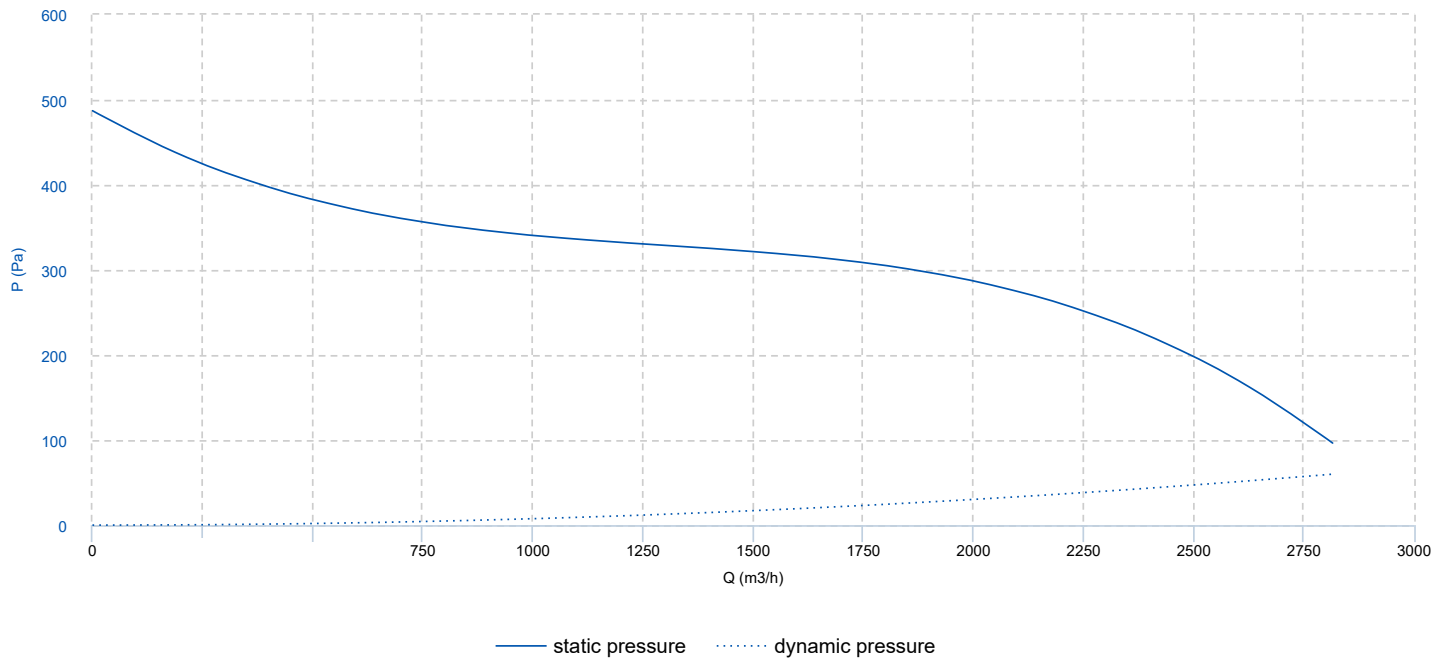
Designed for assembly in equipment:

- Ventilation boxes and air handling units.
- Centrifugal heaters.
- Industrial and professional k
- Maximum working temperati

UNDER REQUEST

- Impeller made of galvanized steel sheet.
- MBI assembled

Curve



Technical Data

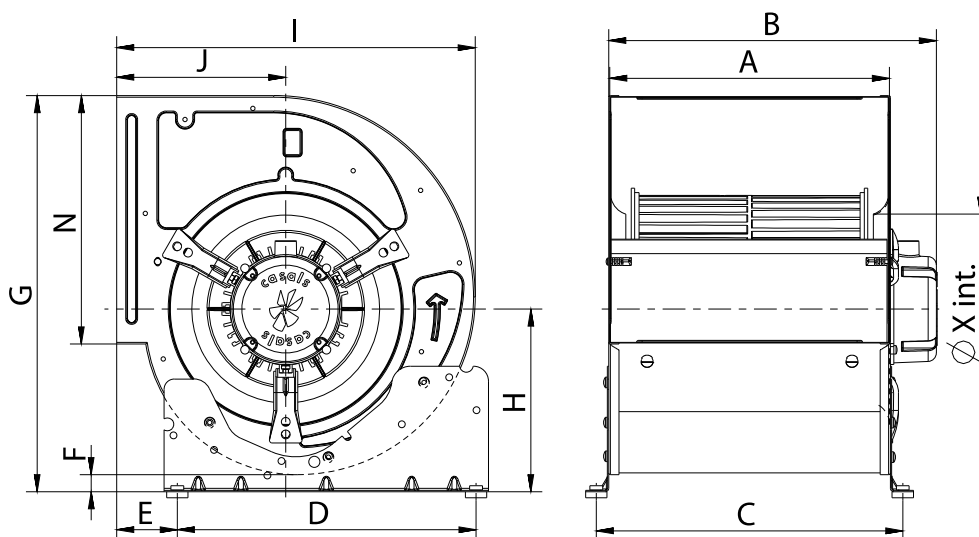
fan

RPM	1350	approx. weight	12 kg	max flow	2810 m ³ /h
-----	------	----------------	-------	----------	------------------------

motor

power	0.35 kW	motor rpm	1375	Capacitor	18µF 400V
imax 230V	2.7 A	size	80		

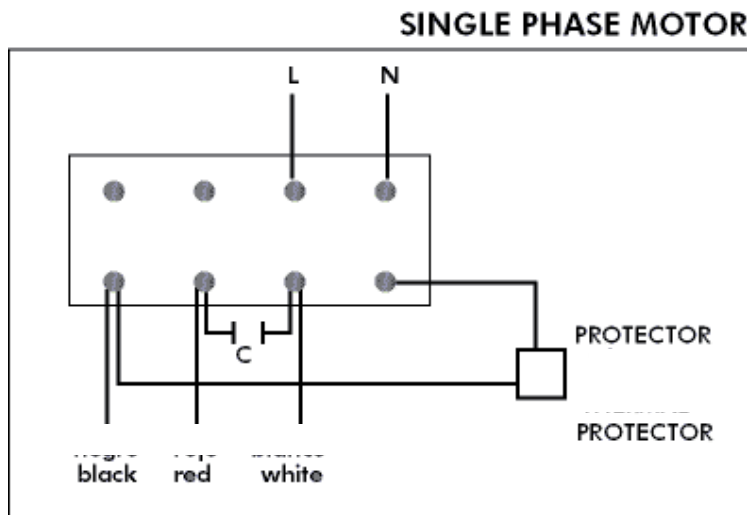
Dimensions



Dimensions (mm)

A	301	B máx	354,5	C	330	D	245	E	70
F	19	G	407	H	191	I	376	J	184
N	260	X	202						

Wiring Diagram



Accessories



SINGLE PHASE MANUAL SPEED CONTROLLER
REG 3A



OUTLET GUARD
RI 9/9



INLET GUARD
RA 9



BASE MOUNTING SUPPORT
S 7/9



SAFETY SWITCH
INT 6,5 1V



MOTOR GUARD
RM 9 (T80)



OUTLET FLANGE
MBI 9/9