



Plate mounted axial flow fans manufactured from high grade galvanised steel and provided with a Sickle blade impeller, low sound level, protected against corrosion by cataforesis primer and a polyester black paint finish (1), single phase external rotor motor (HXBR) or three phase motor (HXTR), IP44 (models 250 to 355) or IP54 (models 400 to 800), Class F, equipped with thermal protection and terminal box with capacitor incorporated in single phase models.
(1) Model 800: impeller motor unpainted.

Motors

Available in 2, 4, 6, 8 or 12 poles, depending on versions.

Electrical supplies:

Single phase 230V-50Hz

Three phase 400V-50Hz

230/400V-50Hz (models 250)

Three phase motors suitable for inverter control.

(See characteristics chart).

Additional information

Standard air direction: form (A) configuration (motor over impeller).

On request

Three phase motors 230/400V-50Hz.



Compact design

This very low profile design optimises airflow performances whilst minimising noise generation.



Corrosion resistance

Mounting plate, motor support and finger proof guard protected by cataforesis primer and black polyester paint finish. Stainless steel screws.



Terminal box

Capacitor incorporated in single phase models.



**High efficiency
"Sickle blade" impeller**

Designed to ensure the highest and most efficient airflow performance with the lowest noise level. Dynamically balanced to ISO 1940 standard. Manufactured from aluminium plate; Ø 250 to 355 models which are manufactured from pressed sheet steel.

TECHNICAL CHARACTERISTICS

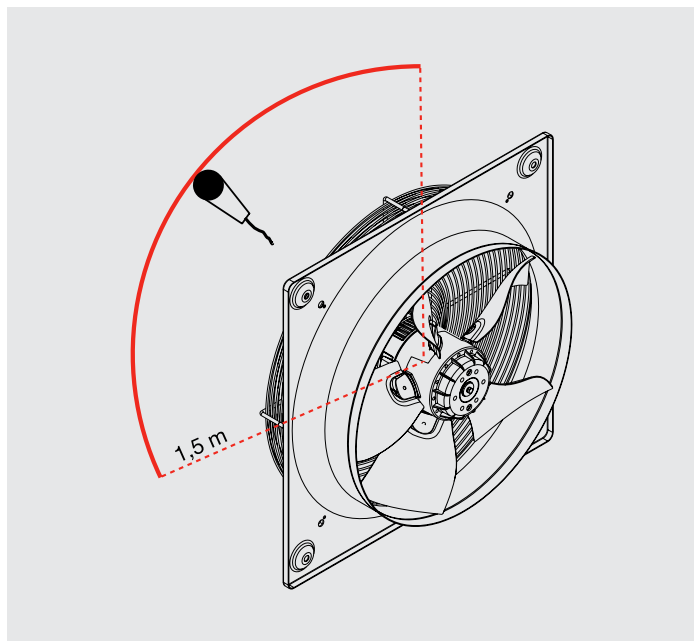
Before installation check that the product electrical characteristics listed on the data plate label (voltage, power, frequency, etc.) match those of the intended electrical supply.

Model	Speed (r.p.m.)	Diameter (mm)	Voltage	Maximum absorbed power (W)	Maximum current (A)		Sound pressure level* (dB(A))	Maximum airflow (m ³ /h)	Operating temperature range (°C)		Weight (kg)	Speed controller		Variable frequency inverter	
					to 230 V	to 400 V			Min.	Max.		REB	RMB/T	VFTM	VFKB
SINGLE PHASE 2 POLE															
HXBR/2-200-A	2780	200	230V 50Hz	80	0,4	-	56	810	-40	+60	4	REB-1	RMB-1,5	-	-
HXBR/2-250-A	2800	250	230V 50Hz	112	0,5	-	61	1.560	-40	+60	7	REB-1	RMB-1,5	-	-
SINGLE PHASE 4 POLE															
HXBR/4-250-A	1440	250	230V 50Hz	42	0,2	-	47	760	-40	+60	6,5	REB-1	RMB-1,5	-	-
HXBR/4-315-A	1445	315	230V 50Hz	112	0,6	-	53	1.950	-40	+40	7	REB-1	RMB-1,5	-	-
HXBR/4-355-A	1400	355	230V 50Hz	145	0,7	-	59	2.870	-40	+60	7,5	REB-1	RMB-1,5	-	-
HXBR/4-400-A	1395	400	230V 50Hz	268	1,2	-	61	5.080	-40	+65	9	REB-2,5	RMB-1,5	-	-
HXBR/4-450-A	1395	450	230V 50Hz	457	2	-	64	7.040	-40	+50	11,5	REB-2,5	RMB-3,5	-	-
HXBR/4-500-A	1425	500	230V 50Hz	867	3,6	-	67	8.770	-40	+70	16	REB-5	RMB-3,5	-	-
HXBR/4-560-A	1420	560	230V 50Hz	1084	4,6	-	69	11.210	-40	+45	21,5	REB-5	RMB-5	-	-
HXBR/4-630-A	1455	630	230V 50Hz	1252	5,5	-	67	14.010	-40	+40	24	-	-	-	-
SINGLE PHASE 6 POLE															
HXBR/6-400-A	935	400	230V 50Hz	124	0,6	-	49	3.300	-40	+50	9	REB-1	RMB-1,5	-	-
HXBR/6-450-A	935	450	230V 50Hz	138	0,6	-	53	4.370	-40	+70	11,5	REB-1	RMB-1,5	-	-
HXBR/6-500-A	925	500	230V 50Hz	228	1,1	-	57	5.560	-40	+70	16	REB-2,5	RMB-3,5	-	-
HXBR/6-560-A	930	560	230V 50Hz	331	1,6	-	60	7.500	-40	+65	21,5	REB-2,5	RMB-3,5	-	-
HXBR/6-630-A	915	630	230V 50Hz	587	2,6	-	61	11.380	-40	+40	24	REB-5	RMB-3,5	-	-
THREE PHASE 2 POLE															
HXTR/2-250-A	2800	250	230/400V 50Hz	112	0,7	0,4	61	1.530	-40	+60	7	-	-	Tri 0,37	VFKB-45
THREE PHASE 4 POLE															
HXTR/4-250-A	1475	250	230/400V 50Hz	47	0,4	0,2	47	770	-40	+60	6,5	-	RMT-1,5	Tri 0,37	VFKB-45
HXTR/4-315-A	1450	315	400V 50Hz	98	-	0,3	53	2.020	-40	+70	7	-	RMT-1,5	Tri 0,37	VFKB-45
HXTR/4-355-A	1410	355	400V 50Hz	145	-	0,4	59	2.890	-40	+70	7,5	-	RMT-1,5	Tri 0,37	VFKB-45
HXTR/4-400-A	1400	400	400V 50Hz	236	-	0,5	61	4.620	-40	+60	9	-	RMT-1,5	Tri 0,37	VFKB-45
HXTR/4-450-A	1420	450	400V 50Hz	450	-	0,9	64	6.910	-40	+60	11,5	-	RMT-1,5	Tri 0,37	VFKB-45
HXTR/4-500-A	1410	500	400V 50Hz	891	-	1,7	67	9.550	-40	+70	16	-	RMT-2,5	Tri 0,55	VFKB-45
HXTR/4-560-A	1410	560	400V 50Hz	1201	-	2,4	69	12.040	-40	+70	21,5	-	-	Tri1,1	VFKB-45
HXTR/4-630-A	1420	630	400V 50Hz	1066	-	2,2	67	13.720	-40	+60	24	-	-	Tri1,1	VFKB-45
THREE PHASE 6 POLE															
HXTR/6-400-A	875	400	400V 50Hz	123	-	0,5	52	3.610	-40	+70	9	-	RMT-1,5	Tri 0,37	VFKB-45
HXTR/6-450-A	930	450	400V 50Hz	143	-	0,3	53	4.360	-40	+60	11,5	-	RMT-1,5	Tri 0,37	VFKB-45
HXTR/6-500-A	925	500	400V 50Hz	222	-	0,4	57	5.720	-40	+70	16	-	RMT-1,5	Tri 0,37	VFKB-45
HXTR/6-560-A	950	560	400V 50Hz	405	-	0,9	60	8.220	-40	+70	21,5	-	RMT-1,5	Tri 0,37	VFKB-45
HXTR/6-630-A	895	630	400V 50Hz	607	-	1,1	61	11.070	-40	+60	24	-	RMT-1,5	Tri 0,37	VFKB-45
HXTR/6-710-A	930	710	400V 50Hz	1019	-	2,2	62	16.110	-40	+40	27	-	-	Tri 0,75	VFKB-45
HXTR/6-800-A	920	800	400V 50Hz	1909	-	3,8	63	24.380	-40	+50	46	-	-	Tri 1,5	VFKB-45
THREE PHASE 8 POLE															
HXTR/8-800-A	655	800	400V 50Hz	802	-	1,5	55	17.510	-40	+70	45	-	RTM-2,5	Tri 0,37	VFKB-45
THREE PHASE 12 POLE															
HXTR/12-800-A	455	800	400V 50Hz	294	-	0,7	48	11.790	-40	+70	43	-	-	Tri 0,37	VFKB-45

* Sound pressure level measured in free field conditions at a distance equivalent to three times the diameter of the impeller with a minimum of 1,5 meters.

ACOUSTIC CHARACTERISTICS

The sound levels -NPS- shown in the technical characteristic chart, correspond to the value of sound pressure dB(A), measured in free field conditions at a distance equivalent to three times the diameter of the impeller with a minimum of 1.5 meters.
Sound power level spectrum in dB(A) at the corresponding octave band average frequencies in Hz.

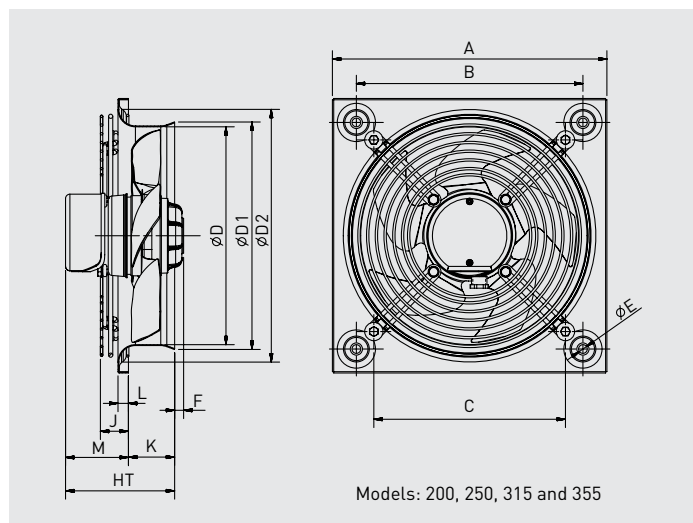


Model	63	125	250	500	1.000	2.000	4.000	8.000	LwA
2-200	37	42	64	64	65	64	58	49	71
2-250	43	51	66	65	70	71	67	61	76
4-250	29	37	52	51	56	57	53	47	61
4-315	38	50	53	62	62	62	57	47	67
4-355	37	54	58	64	70	68	62	52	73
4-400	40	59	63	69	72	70	64	58	76
4-450	43	61	72	73	73	72	66	61	79
4-500	43	61	69	75	78	74	68	64	81
4-560	51	66	74	78	81	78	72	67	85
4-630	54	70	75	76	79	77	72	66	84
B/6-400	28	47	51	57	60	58	52	46	64
T/6-400	30	49	53	59	62	60	54	48	66
6-450	32	50	61	62	62	61	55	50	67
6-500	33	51	59	65	68	64	58	54	72
6-560	41	56	64	68	71	68	62	57	75
6-630	48	64	69	70	73	71	66	60	78
6-710	56	63	70	73	76	73	67	63	80
6-800	46	62	68	71	79	75	70	62	82
8-800	38	54	60	63	71	67	62	54	74
12-800	31	47	53	56	64	60	55	47	67

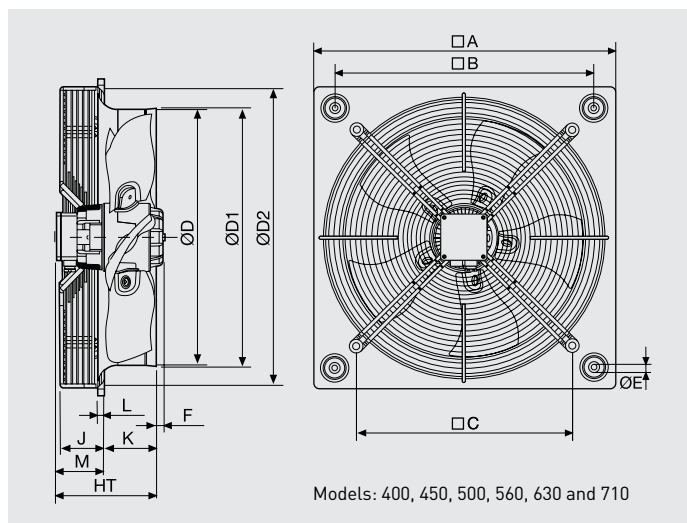
PLATE MOUNTED AXIAL FLOW FANS HXBR / HXTR Series



DIMENSIONS (mm)

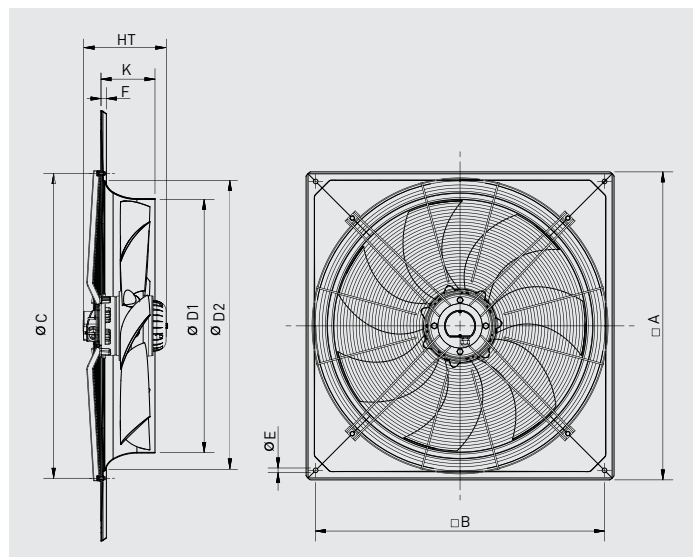


Models: 200, 250, 315 and 355



Models: 400, 450, 500, 560, 630 and 710

Model	A	B	C	D	D1	D2	E	F						HT		J	K	L	M	
								Single phase			Three phase			Single phase	Three phase				Single phase	Three phase
								/2	/4	/6	/2	/4	/6							
200	312	260	173	200	203	227	4,5	25,5	-	-	-	-	-	100	-	13	46	6	54	-
250	315	260	220	250	261	294	10	10,5	0	-	10,5	0	-	126	126	33	53	12	73	73
315	400	330	280	315	320	329	10	-	0	-	-	0	-	149	149	41	68	12	82	82
355	450	380	315	355	363	371	10	-	0	-	-	0	-	156	156	41	75	12	82	82
400	500	420	355	400	410	422	10	-	12	0	-	0	0	200	176	92	78	12	122	97
450	560	480	400	450	457	476	10	-	0	0	-	0	0	204	179	68	91	12	114	89
500	630	560	450	500	512	536	10	-	13	0	-	13	0	201	176	60	97	12	104	79
560	710	630	510	560	570	596	10	-	20	2	-	20	0	213	188	70	99	12	114	89
630	800	710	580	630	640	674	12	-	25	25	-	25	7	207	182	60	103	12	104	79
710	900	800	637	710	720	733	12	-	-	11	-	-	11	221	206	115	92	17	130	115

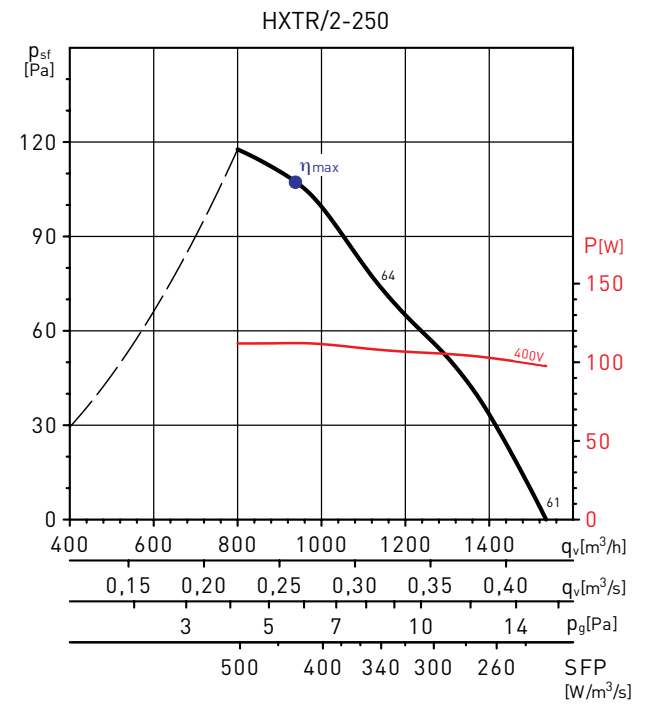
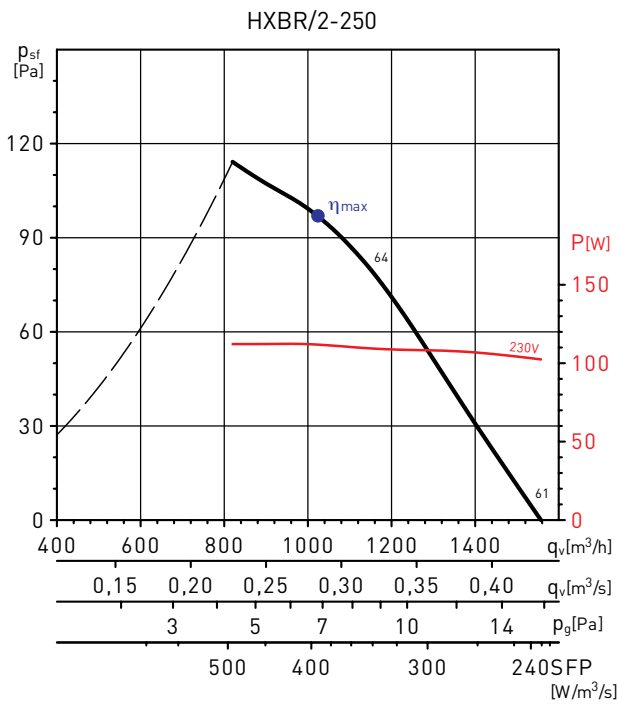
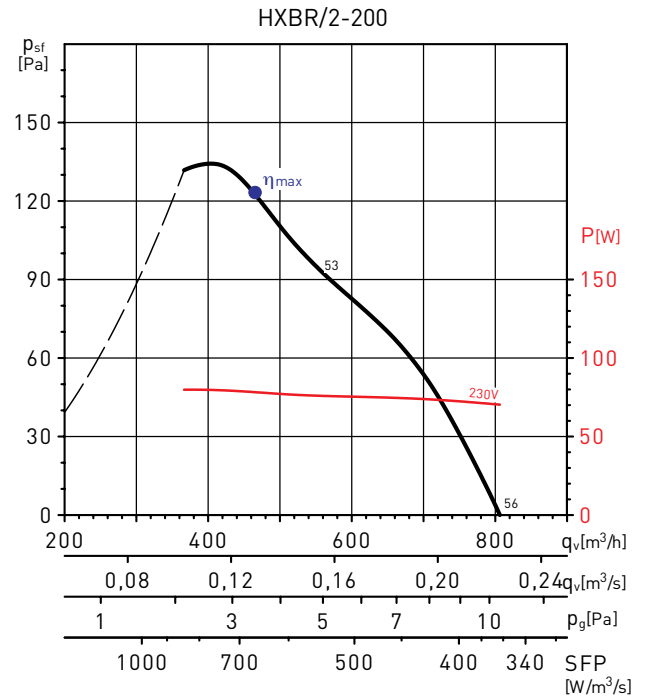


Model	A	B	C	D1	D2	E	F	HT	K
6-800	970	910	960	797	914	14,5	17	262	170
8-800	970	910	960	797	914	14,5	17	245	170
12-800	970	910	960	797	914	14,5	17	467	170

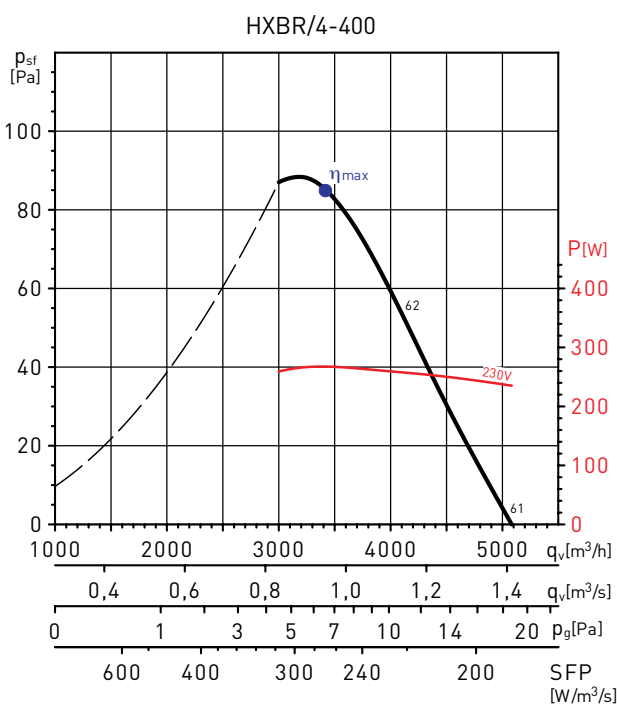
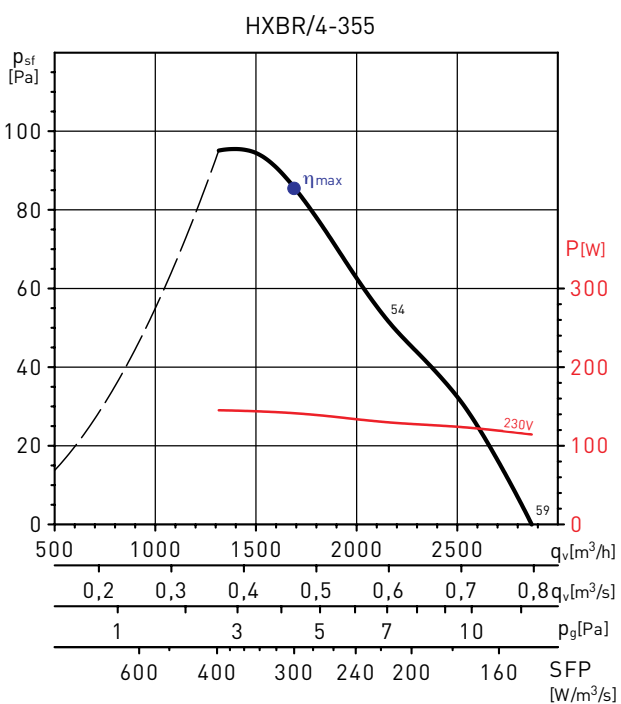
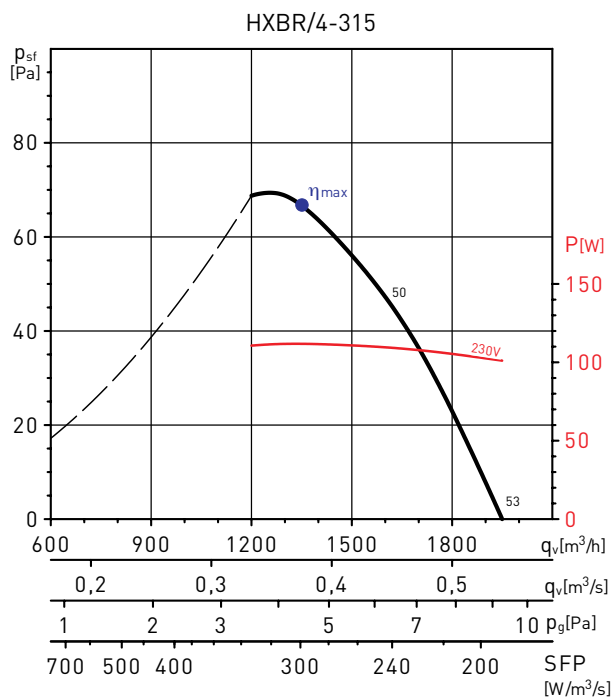
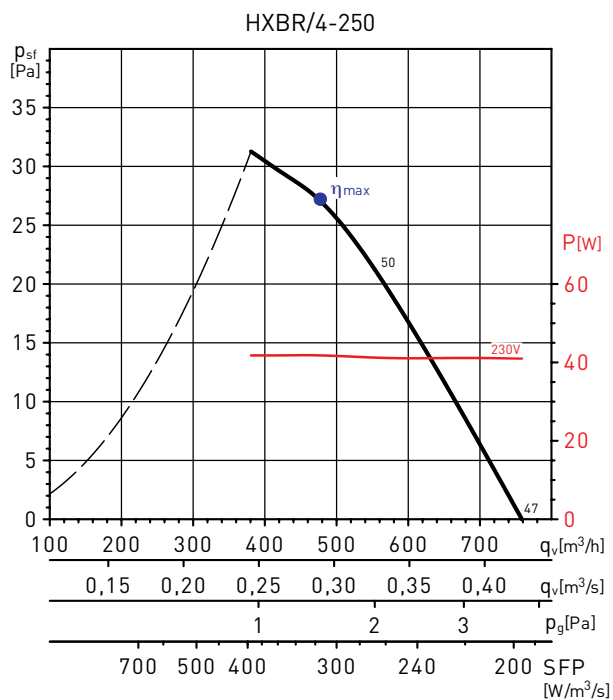
PERFORMANCE CURVES – 2 POLE MOTORS

- q_v : Airflow in m^3/h and m^3/s .
- p_{sf} : Static pressure in Pa.
- p_g : Protection guard pressure drop in Pa.
- SFP: Specific fan power in $W/m^3/s$.
- P: Input power in W.
- Measurement category: A.
- Efficiency category: static.
- Fan efficiency without speed control.
- Fan tested without protection guard.
- Airflow data in accordance with ISO 5801.
- Sound pressure level dB(A), measured in a free field distance equal to 3 times the diameter, with a minimum of 1,5 m.

MC	Measurement category
EC	Efficiency category
VSD	Speed control: supplied with the fan
SR	Specific ratio
η [%]	Efficiency
N	Efficiency grade
[kW]	Absorbed power
[m³/h]	Airflow
[Pa]	Static pressure
[RPM]	Speed



PERFORMANCE CURVES - 4 POLE MOTORS

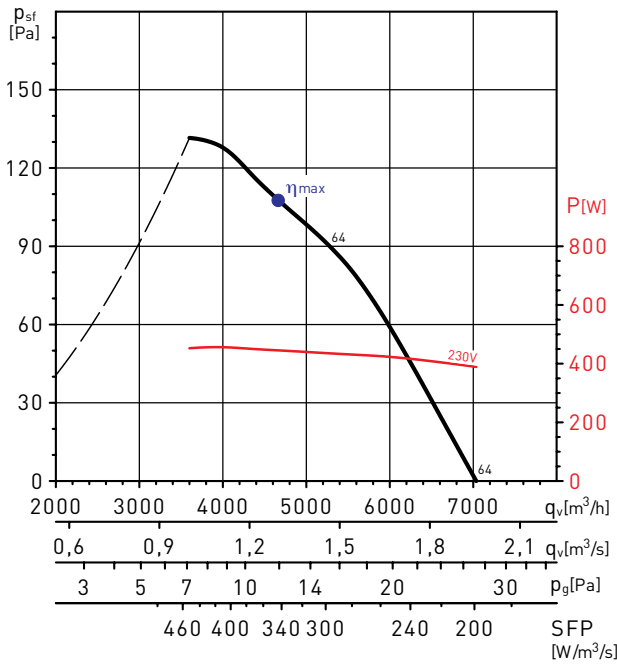


MC	EC	VSD	SR	η [%]	N	[kW]	[m^3/h]	[Pa]	[RPM]
A	Static	No	1	30,4	42,0	0,144	1 820	87	1373

MC	EC	VSD	SR	η [%]	N	[kW]	[m^3/h]	[Pa]	[RPM]
A	Static	No	1	30,1	40,0	0,268	3416	85	1364

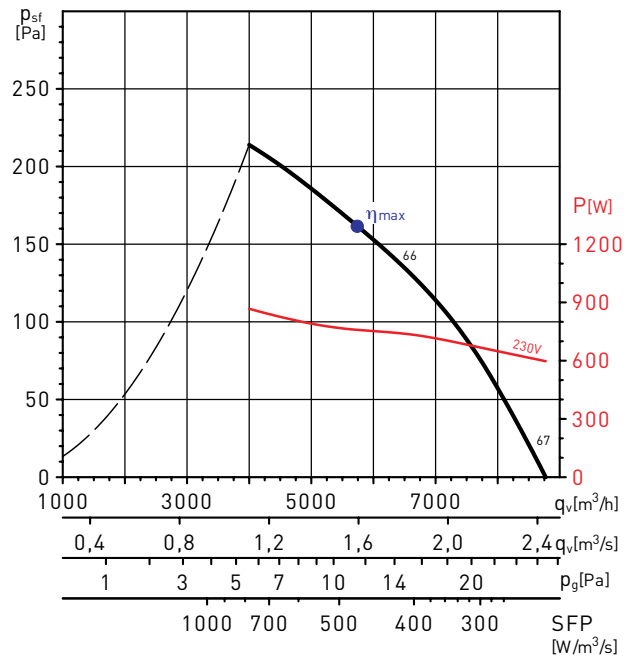
PERFORMANCE CURVES - 4 POLE MOTORS

HXBR/4-450



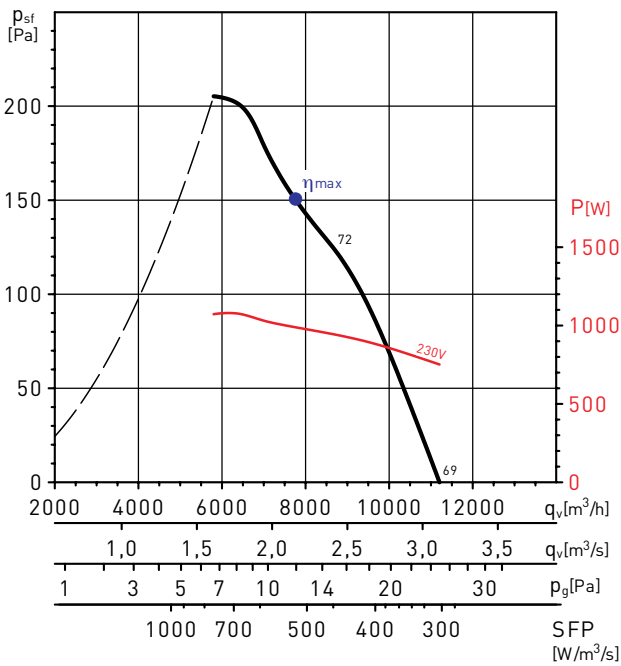
MC	EC	VSD	SR	η [%]	N	[kW]	[m³/h]	[Pa]	[RPM]
A	Static	No	1	31,5	40,0	0,450	4374	117	1363

HXBR/4-500



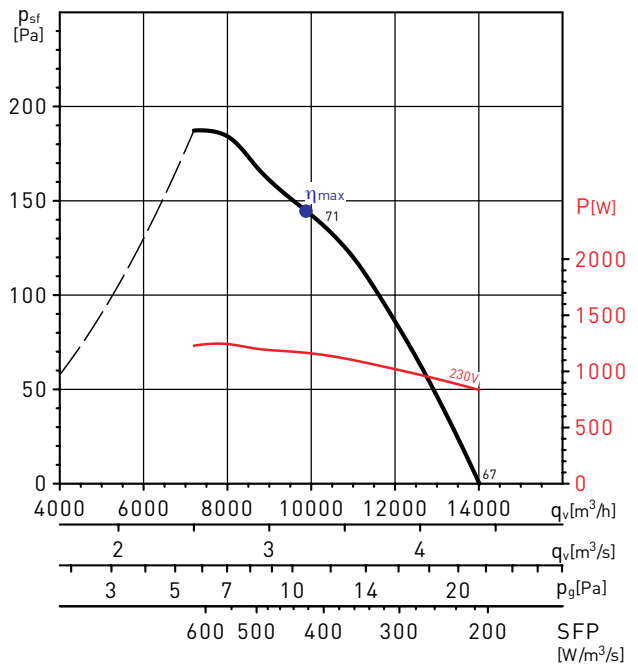
MC	EC	VSD	SR	η [%]	N	[kW]	[m³/h]	[Pa]	[RPM]
A	Static	No	1	34,0	41,1	0,759	5736	162	1383

HXBR/4-560



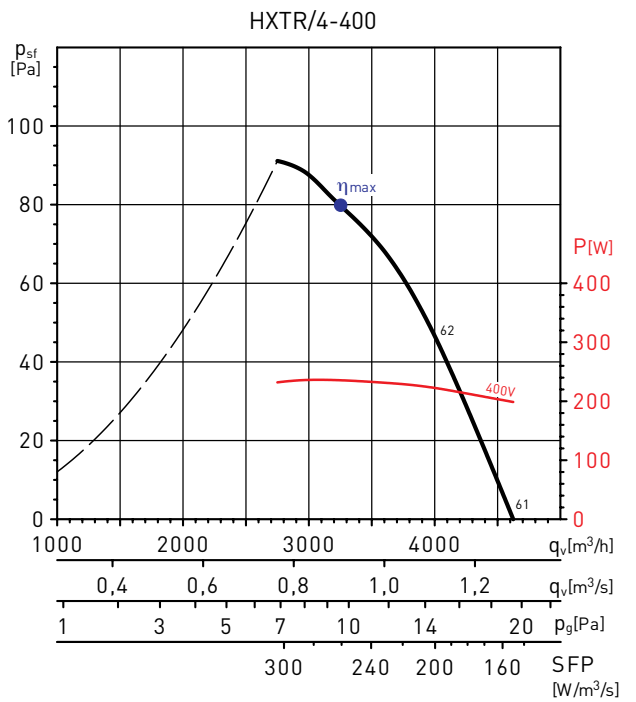
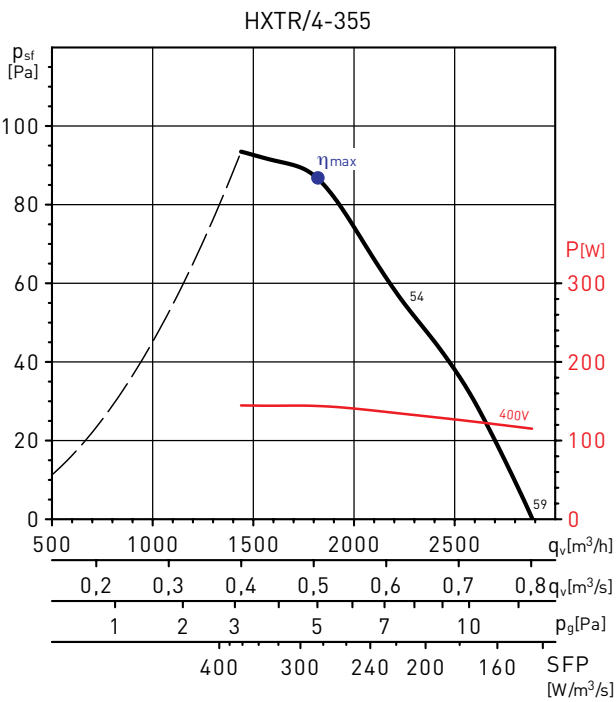
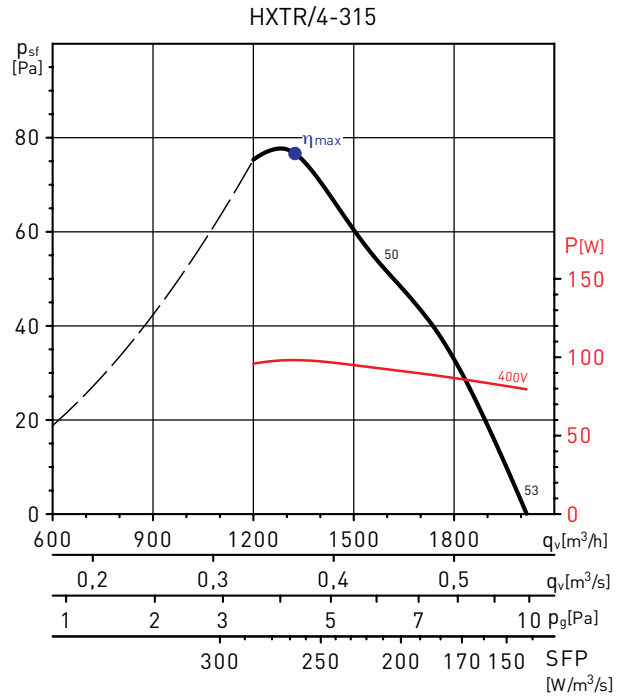
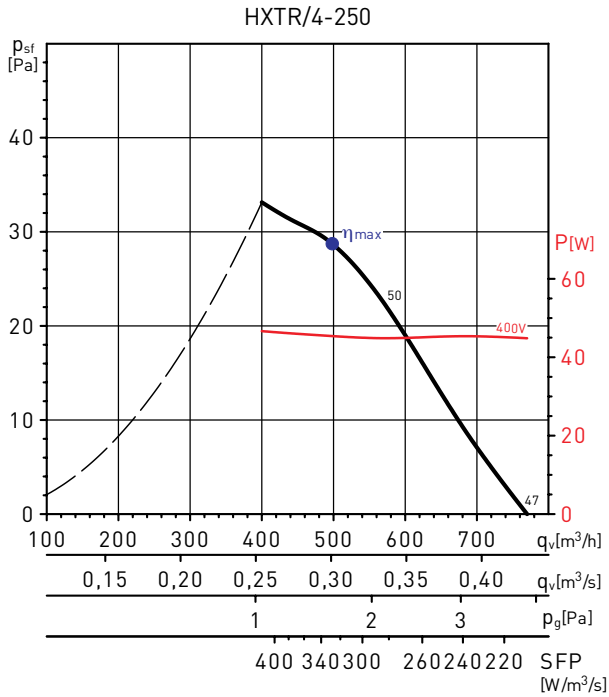
MC	EC	VSD	SR	η [%]	N	[kW]	[m³/h]	[Pa]	[RPM]
A	Static	No	1	33,8	40,0	1,040	6875	184	1370

HXBR/4-630



MC	EC	VSD	SR	η [%]	N	[kW]	[m³/h]	[Pa]	[RPM]
A	Static	No	1	34,2	40,2	1,145	10316	137	1426

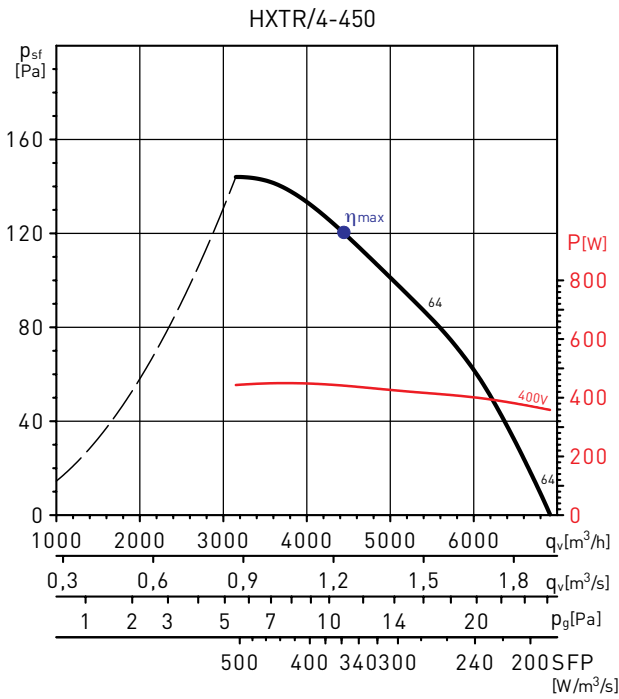
PERFORMANCE CURVES - 4 POLE MOTORS



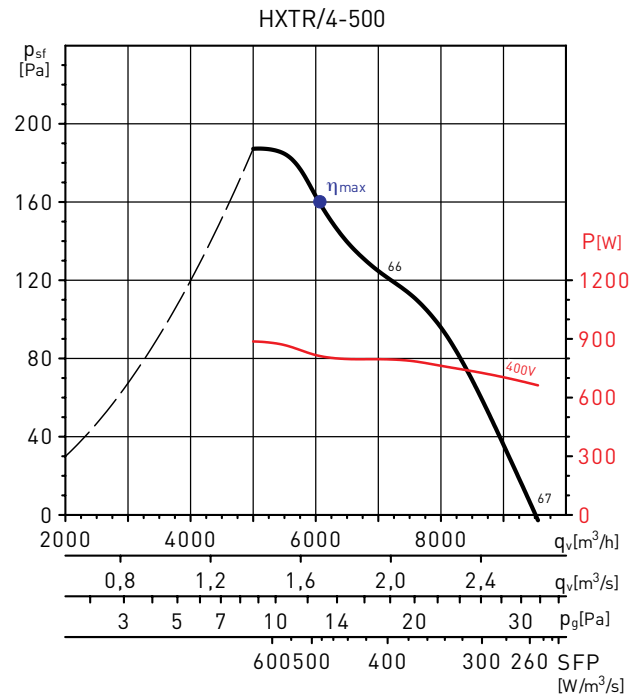
MC	EC	VSD	SR	η [%]	N	[kW]	[m^3/h]	[Pa]	[RPM]
A	Static	No	1	30,4	42,0	0,144	1820	87	1373

MC	EC	VSD	SR	η [%]	N	[kW]	[m^3/h]	[Pa]	[RPM]
A	Static	No	1	30,8	41,1	0,236	2991	88	1382

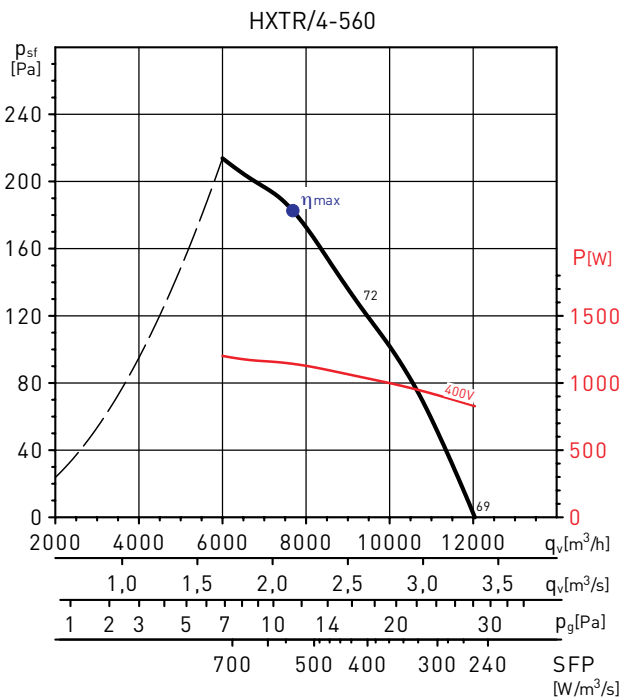
PERFORMANCE CURVES - 4 POLE MOTORS



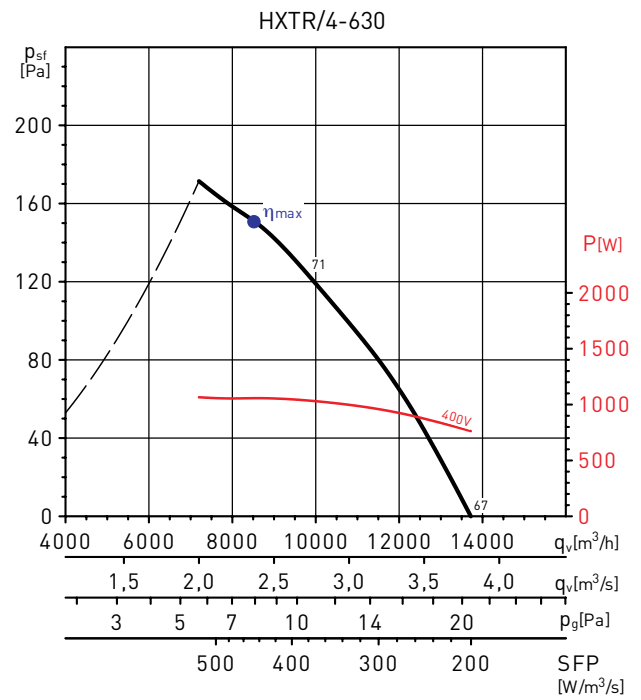
MC	EC	VSD	SR	η [%]	N	[kW]	[m³/h]	[Pa]	[RPM]
A	Static	No	1	33,6	42,2	0,441	4439	120	1401



MC	EC	VSD	SR	η [%]	N	[kW]	[m³/h]	[Pa]	[RPM]
A	Static	No	1	33,3	40,1	0,829	5863	170	1377

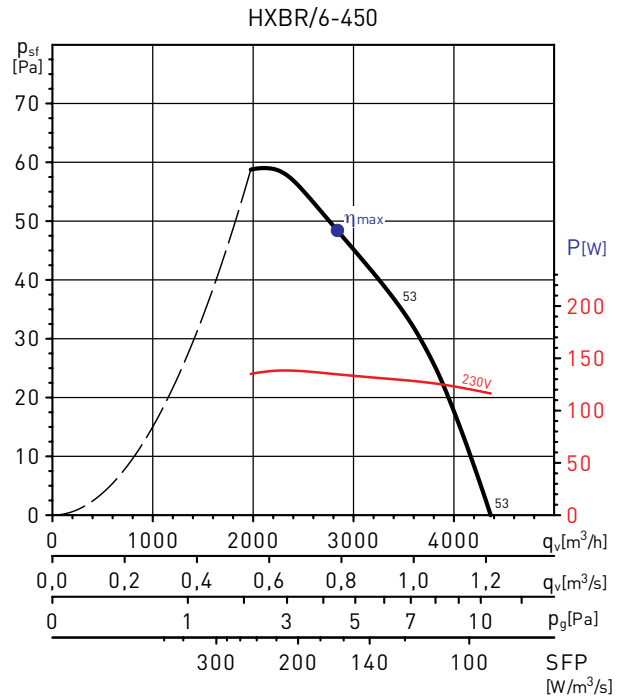
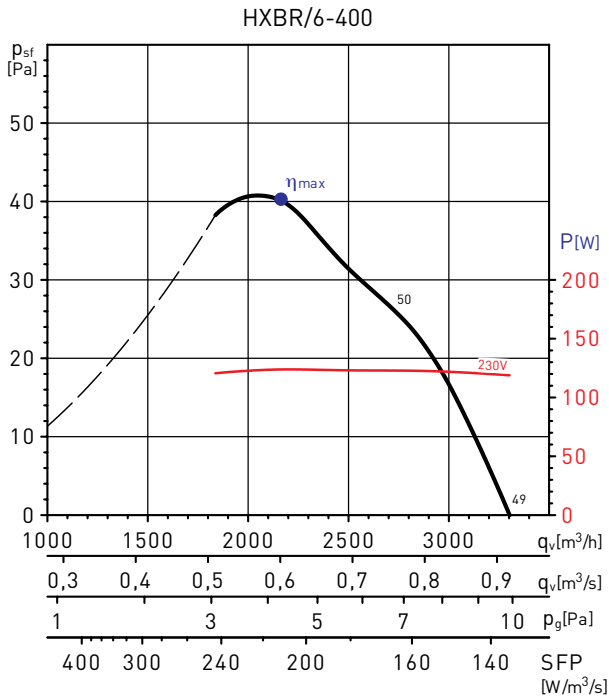


MC	EC	VSD	SR	η [%]	N	[kW]	[m³/h]	[Pa]	[RPM]
A	Static	No	1	34,0	40,0	1,143	7680	183	1357

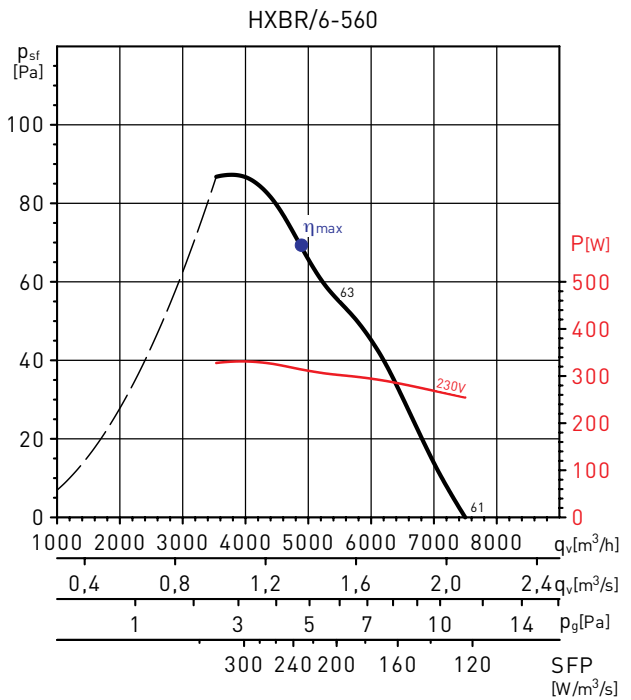
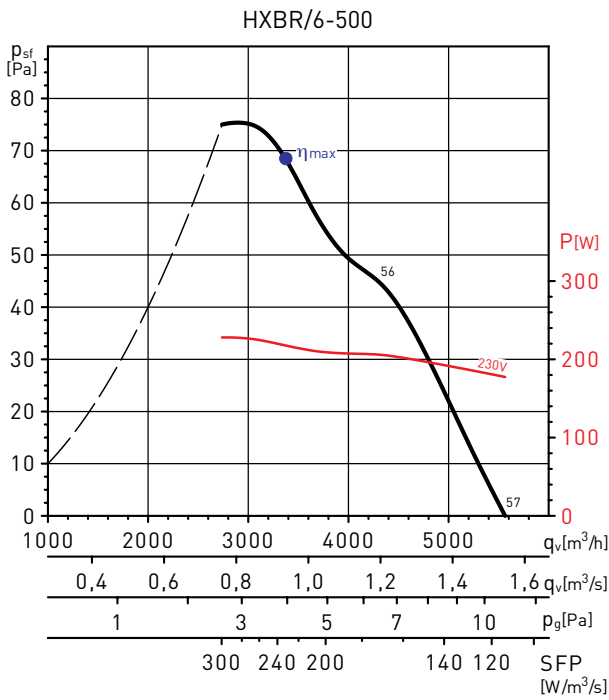


MC	EC	VSD	SR	η [%]	N	[kW]	[m³/h]	[Pa]	[RPM]
A	Static	No	1	33,8	40,0	1,058	8536	151	1385

PERFORMANCE CURVES - 6 POLE MOTORS



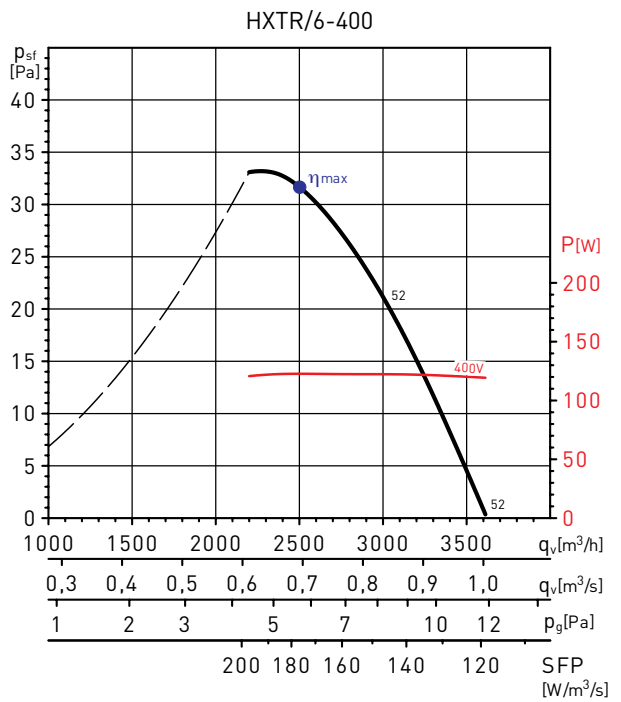
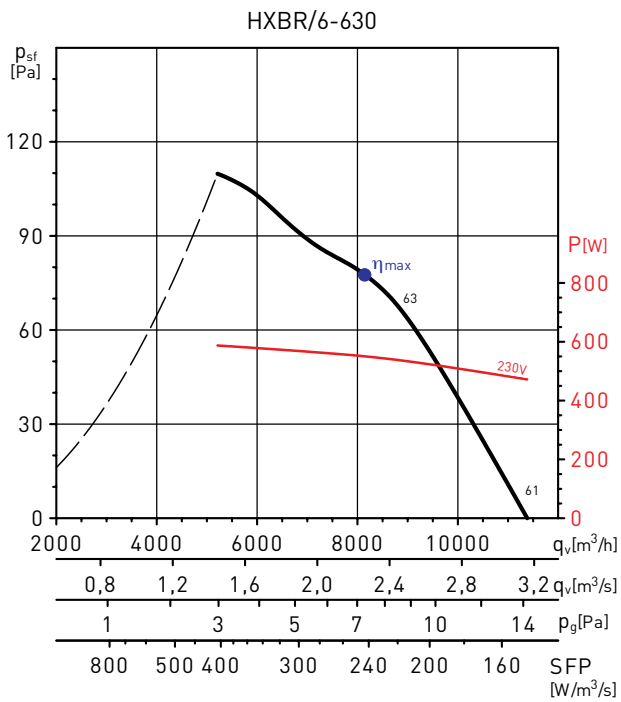
MC	EC	VSD	SR	η [%]	N	[kW]	[m³/h]	[Pa]	[RPM]
A	Static	No	1	28,3	40,1	0,135	2840	48	908



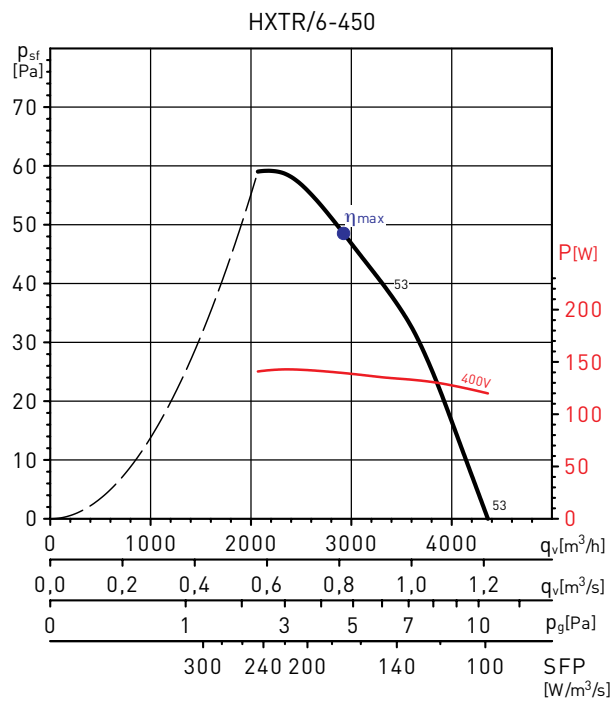
MC	EC	VSD	SR	η [%]	N	[kW]	[m³/h]	[Pa]	[RPM]
A	Static	No	1	29,5	40,0	0,218	3353	69	886

MC	EC	VSD	SR	η [%]	N	[kW]	[m³/h]	[Pa]	[RPM]
A	Static	No	1	30,6	40,0	0,324	4505	79	884

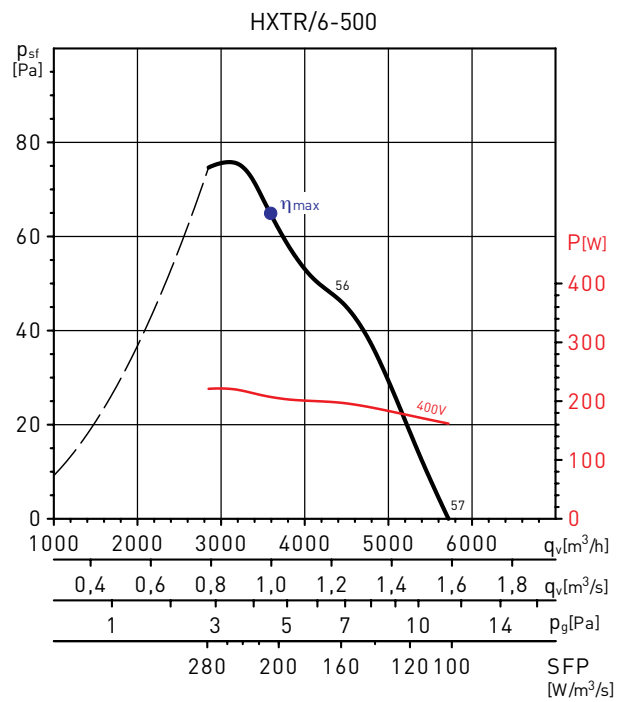
PERFORMANCE CURVES - 6 POLE MOTORS



MC	EC	VSD	SR	η [%]	N	[kW]	[m^3/h]	[Pa]	[RPM]
A	Static	No	1	32,0	40,0	0,551	8143	78	879



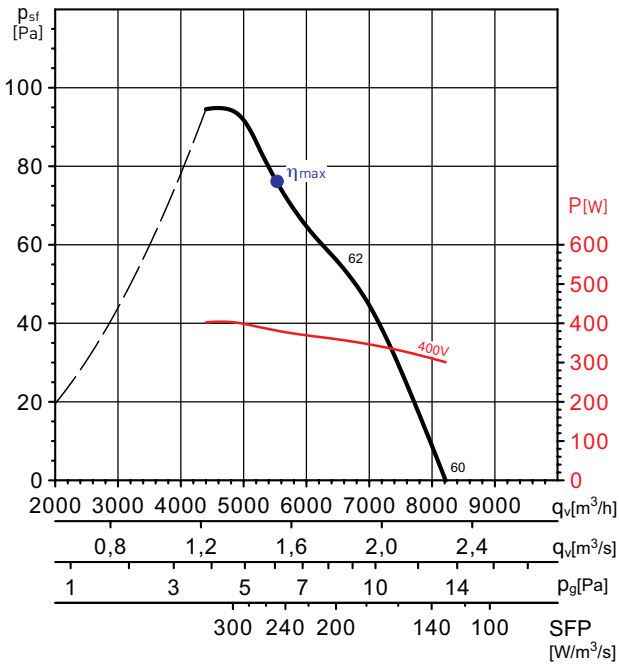
MC	EC	VSD	SR	η [%]	N	[kW]	[m^3/h]	[Pa]	[RPM]
A	Static	No	1	28,3	40,0	0,141	2787	52	911



MC	EC	VSD	SR	η [%]	N	[kW]	[m^3/h]	[Pa]	[RPM]
A	Static	No	1	31,6	42,2	0,211	3473	69	891

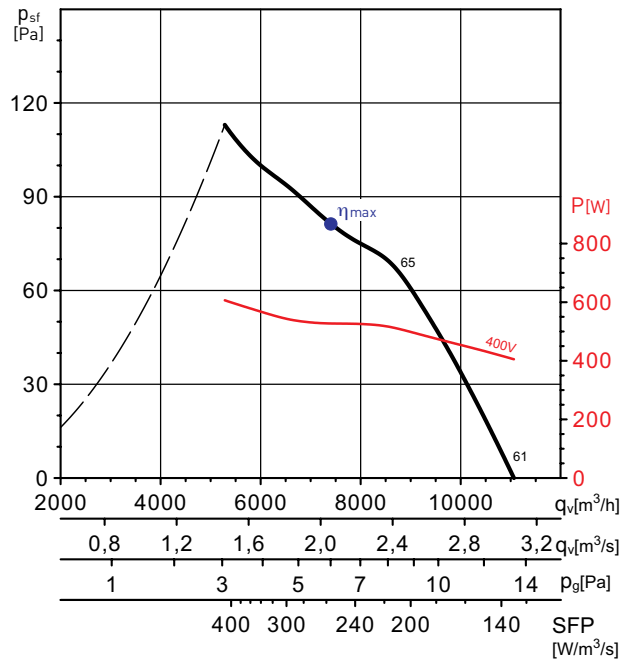
PERFORMANCE CURVES - 6 POLE MOTORS

HXTR/6-560



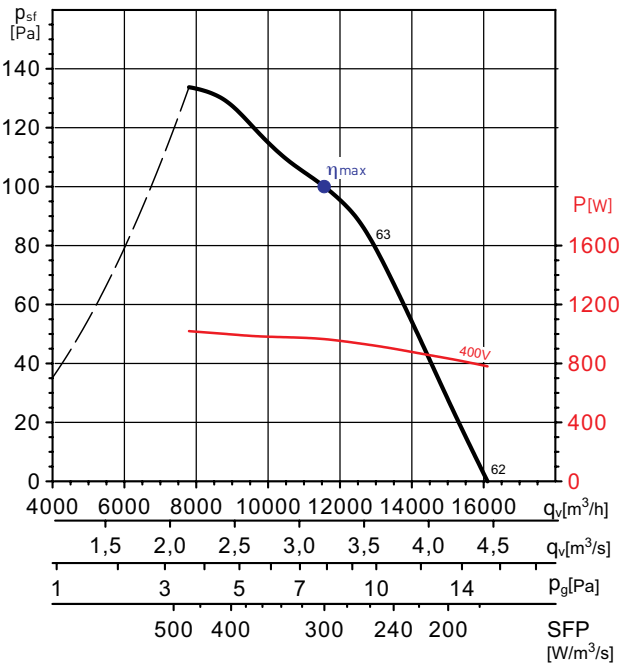
MC	EC	VSD	SR	η [%]	N	[kW]	[m³/h]	[Pa]	[RPM]
A	Static	No	1	31,8	40,7	0,396	5072	89	926

HXTR/6-630



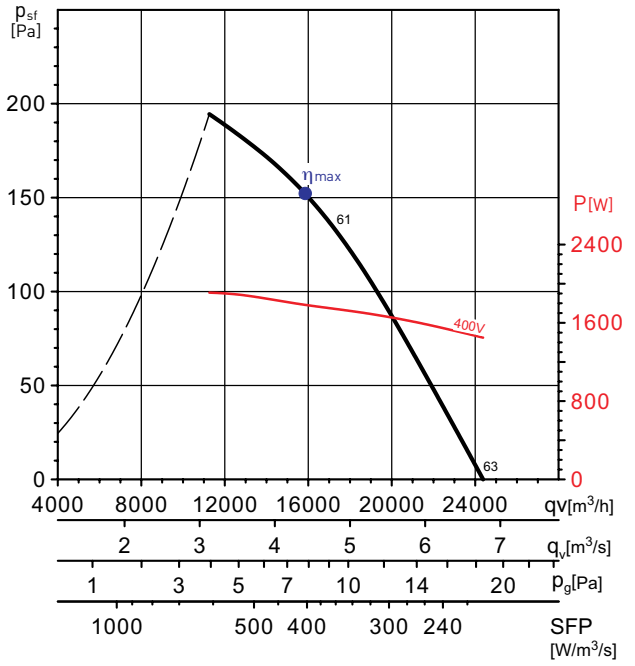
MC	EC	VSD	SR	η [%]	N	[kW]	[m³/h]	[Pa]	[RPM]
A	Static	No	1	32,1	40,2	0,522	8323	72	901

HXTR/6-710



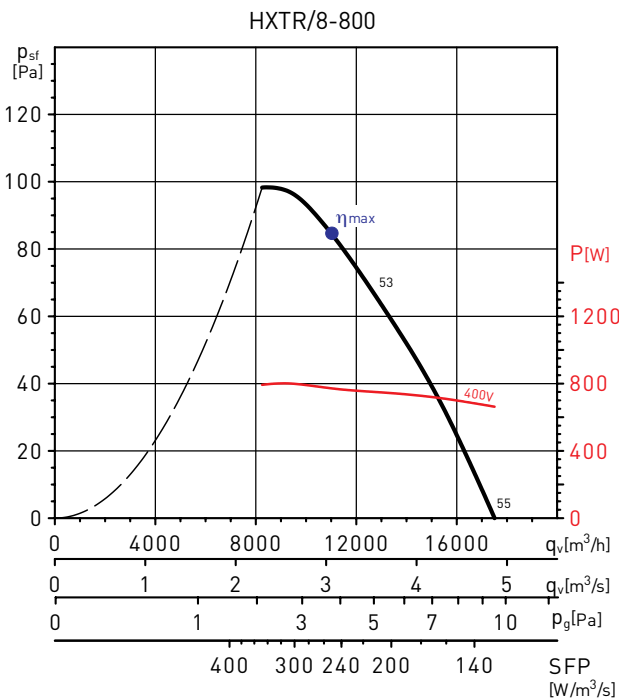
MC	EC	VSD	SR	η [%]	N	[kW]	[m³/h]	[Pa]	[RPM]
A	Static	No	1	33,5	40,0	0,955	11947	96	909

HXTR/6-800

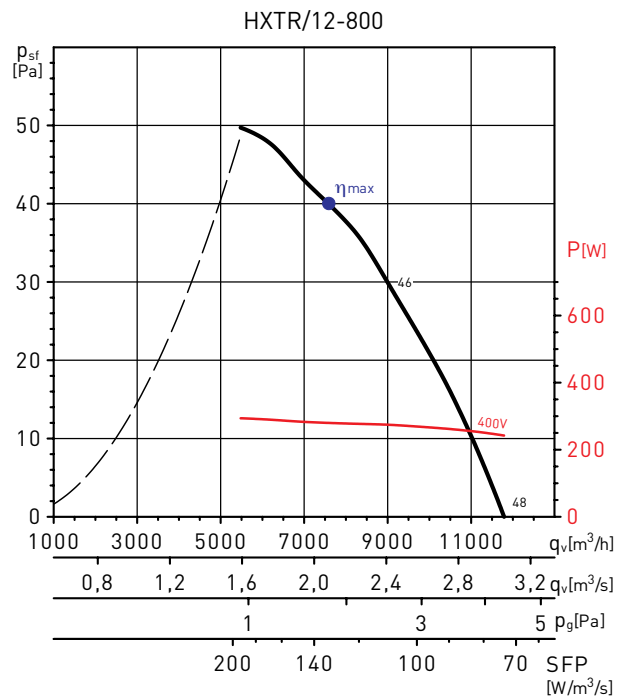


MC	EC	VSD	SR	η [%]	N	[kW]	[m³/h]	[Pa]	[RPM]
A	Static	No	1	37,5	42,2	1,784	15844	152	898

PERFORMANCE CURVES - 8 AND 12 POLE MOTORS




MC	EC	VSD	SR	η[%]	N	[kW]	[m³/h]	[Pa]	[RPM]
A	Static	No	1	33,5	40,5	0,772	10994	85	634



MC	EC	VSD	SR	η[%]	N	[kW]	[m³/h]	[Pa]	[RPM]
A	Static	No	1	30,3	40,1	0,279	7881	39	442

MOUNTING ACCESSORIES



Model	Wire protection guards	Exhaust side louvre shutters	
		Plastic	Aluminium
250	DEF-250 D	PER-250 W	PER-250 CR
315	DEF-325 D	PER-355 W	PER-355 CR
355	DEF-375 D	PER-355 W	PER-355 CR
400	DEF-450 D	PER-400 W	PER-400 CR
450	DEF-450 D	PER-450 W	PER-450 CR
500	DEF-525 D	PER-500 W	PER-500 CR
560	DEF-630 D	PER-560 W	PER-630 CR
630	DEF-630 D	PER-630 W	PER-630 CR
710	DEF-800 D	PER-710 W	PER-710 CR
800	DEF-800 D	PER-800 W	PER-800 CR

ELECTRICAL ACCESSORIES



REB-1N / REB 2,5N
Single phase electronic speed controllers.




REB-5
Single phase electronic speed controllers.



RMB
Single phase 230V
RMT
Three phase 400V

Single and three phase auto transformer speed controllers.



REB-4 Auto
Electronic single phase speed controllers with temperature sensor. For agricultural applications.



VFKB IP65
Adjustable frequency drives for three phase motors to 400V.



VFTM IP21/IP54
Adjustable frequency drive for three phase motors to 400V.