


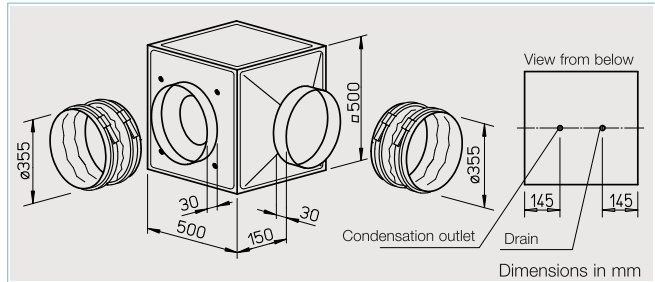
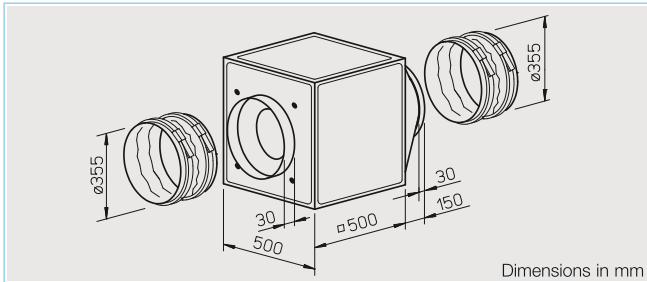

GB

Arbitrary installation position and flexible assembly by five possible discharge directions.



GB T120

Designed for moving dirty, humid and hot air up to max. 120° C. Motor located outside the air flow.



Special features of types GB T120

- Designed for moving dirty, humid and hot air volumes up to max. 120° C.
- Motor located outside of air flow.
- Temperature insulated partition panel between motor and impeller, lined with 20 mm thick, flame-retardant mineral wool.
- Easily accessible motor and impeller unit, removable without disassembling the system components.
- Inspection cover with handle, simply remove for cleaning and maintenance.
- Condensate collector with condensate spigot included in delivery. Drill hole for rain drainage (accessories) for outdoor installation is prepared.

Assembly GB T120

Installation must be carried out with condensation discharge showing downward. Flexible assembly by three possible centrifugal discharge directions via the discharge adapter. Outdoor installation is possible using outdoor cover hood and external weather louvers (accessories).

Feature

Assembly of types GB

Arbitrary installation position and flexible assembly by five possible discharge directions via the discharge adapter. For wall mounting the wall bracket (accessories) have to be used. Outdoor installation is possible using outdoor cover

hood and external weather louvers (accessories).

Impeller

Smooth running backward curved centrifugal impeller highly efficient with polymer blades on galvanised steel disc (with GB T120 aluminium impeller), direct driven. Energy efficient with a low noise development. Dynamically balanced together with the motor to DIN ISO 1940 Pt.1 – class 6.3.

Motor

Maintenance-free external rotor motor or IEC-standard motor protected to IP 54. With ball bearings and interference-free as standard.

Specification of both types

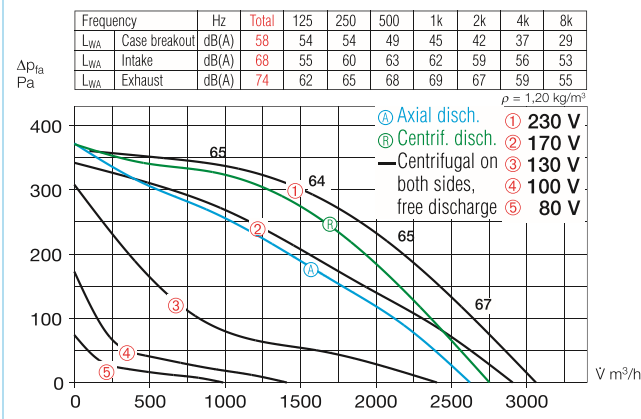
Casing

Self-supporting frame construction from aluminium hollow profiles. Double-walled side panels from galvanised sheet steel, lined with 20 mm thick temperature insulating and flame-retardant mineral wool. Intake cone for ideal inflow as well as spigot and flexible sleeve (for the respective max. permissible air flow temperature) for duct connection. With discharge adapter (from square to circular) on the pressure side for low-loss discharge and flexible sleeve to reduce vibration transmission. Simple positioning by standard crane hooks.

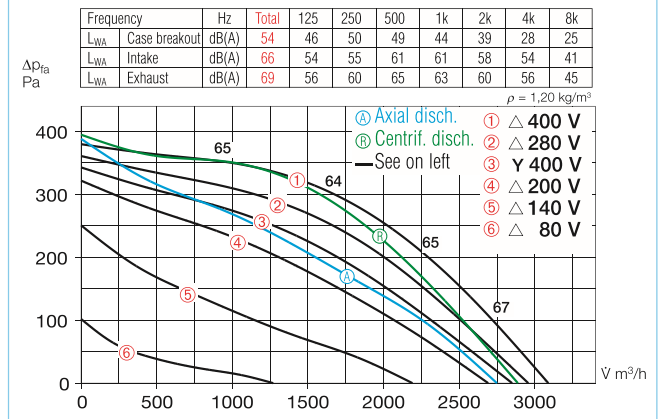
Type	Ref. no.	Air flow volume (FID) m³/h	R.P.M. min⁻¹	Sound press. case breakout dB(A) in 4 m	Motor power (nominal) kW	Current full load A	Current speed controlled A	Wiring diagram No.	Maximum air flow temperature Full load controlled +°C	Weight (net) kg	5 step transformer controller with mot. protect. unit		Full motor protection unit using the thermal contacts				
											Type	Ref. no.	Type	Ref. no.	Type	Ref. no.	
1 Phase motor, 230 V / 1 ph. / 50 Hz, capacitor motor, protection to IP 54																	
GBW 355/4	5511	3060	1375	38	0.29	1.47	1.90	864	60	60	32.0	MWS 3	1948	TSW 3,0	1496	MW ¹⁾	1579
2 speed motor, 3 Phase motor, 400 V / 3 ph. / 50 Hz, Y/Δ wiring, protection to IP 54																	
GBD 355/4/4	5512	2850/3100	1230/1405	34	0.25/0.34	0.41/0.75	0.75	867	55	55	35.0	RDS 1	1314	TSW 1,5	1501	MD	5849
1 Phase motor, 230 V / 1 ph. / 50 Hz, capacitor motor, protection to IP 54																	
GBW 355/4 T120	5770	3460	1340	36	0.32	1.55	1.75	935	120	120	38.0	MWS 3	1948	TSW 3,0	1496	MW ¹⁾	1579
2 speed motor, 3 Phase motor, 400 V / 3 ph. / 50 Hz, Y/Δ wiring, protection to IP 54																	
GBD 355/4/4 T120	5771	2990/3470	1100/1360	36	0.22/0.33	0.40/0.75	0.75	947	120	120	38.0	RDS 1	1314	TSW 0,8	1500	MD	5849

1) incl. operation switch

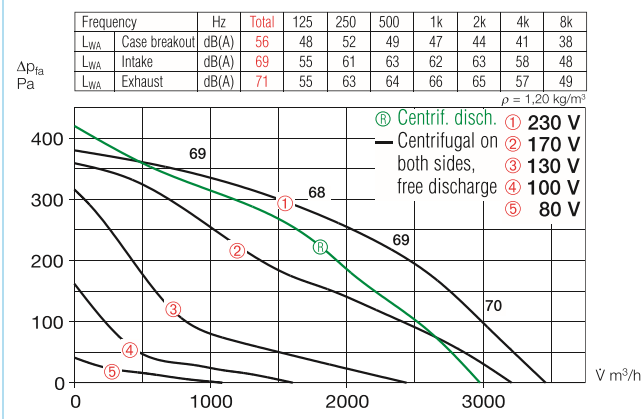
GBW 355/4



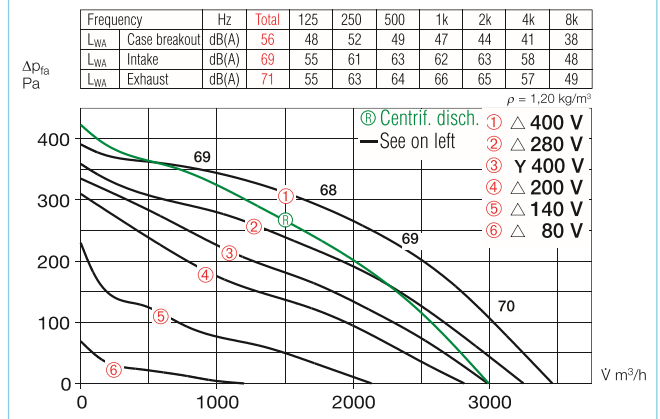
GBD 355/4/4



GBW 355/4 T120



GBD 355/4/4 T120



Electrical connection

Standard terminal box (IP 54) fitted on the motor; with GB T120 fitted on the motor support plate.

Motor protection

Motors have thermal contacts wired to the terminal block and must be connected to a motor protection unit.

Speed control

All types are speed controllable by voltage reduction using a transformer controller. The 3-phase models can also be 2 speed controlled by star/delta switch (accessories DS 2 or full motor protection unit M 4). The duties at different speeds are given in the performance curve.

Sound levels

Total sound power levels and the spectrum figures in dB(A) are given for:

- Sound level case breakout
 - Sound level intake
 - Sound level exhaust
- In the table below as well as underneath the performance curve you can find additionally the sound pressure levels at 4 m (free field conditions).

Accessories of both types

Anti vibration mounts for installation indoors. Set of 4.

SDD-U Ref. no. 5627

Wall bracket for wall mounting.

GB-WK 355 Ref. no. 5625

External weather louvers to cover exhaust opening.

GB-WSG 355 Ref. no. 5638

Outdoor cover hood for outdoor installation.

GB-WSD 355 Ref. no. 5747

On/Off and 2-speed switch for 3-phase Y/Δ motors.

Type DS 2²⁾ Ref. no. 1351

²⁾ full motor protection unit recommended: MD Ref. No. 5849

Specific accessories

for types GB

Condensate collector with condensate spigot for pipe connection.

GB-KW 355 Ref. no. 5643

(Condensate collector with condensate spigot included in delivery with GB T120).

for types GB T120

Rain drainage for outdoor installation (drill holes for rain drainage is already prepared).

GB-RA Ref. no. 9418

Information	Page
Information for planning	10 on
General techn. information, speed control	15 on
Accessory-Details	Page
Speed controller and full motor protection unit	525 on