

## Long life In-line axial fans

Designed for ventilation of small and medium-sized living, bathroom or commercial premises. Suitable for walls and ceilings.

Our In-line axial fans are manufactured in two series - VO and VOK to fit vent openings with the following adjusting dimensions: Ø 90, Ø 100, Ø 110, Ø 120, Ø 130, Ø 135, Ø 150.



Double capsulated ball bearings guarantee 30,000 hours of flawless operation.

LONG life 30 000h



### In-line axial fans, VO and VOK series

The VO series in-line fans have an equally sectioned cylinder shape, making it suitable to be fitted in air ducts or vent openings, while the VOK series cylinders have an outer rim making them ideal for connecting air ducts.

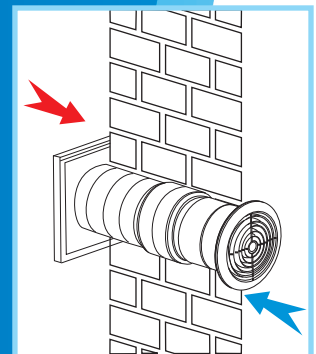

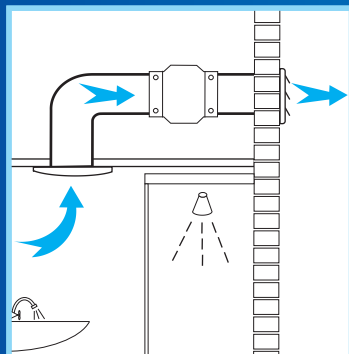
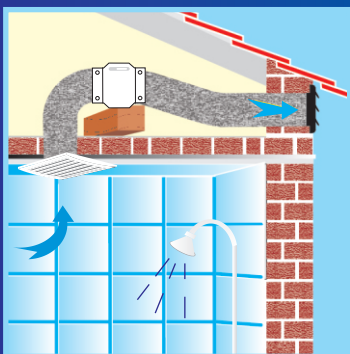
The VO and VOK series come with or without a back shutter. The back shutter prevents inflow of cold air and insects when the fan is switched off.

The noiseless and highly efficient electric motors in our fans are sealed for life and are totally maintenance free. The embedded Long Life double capsulated ball bearings guarantee smooth operation for over 30 000 hours of continuous usage.

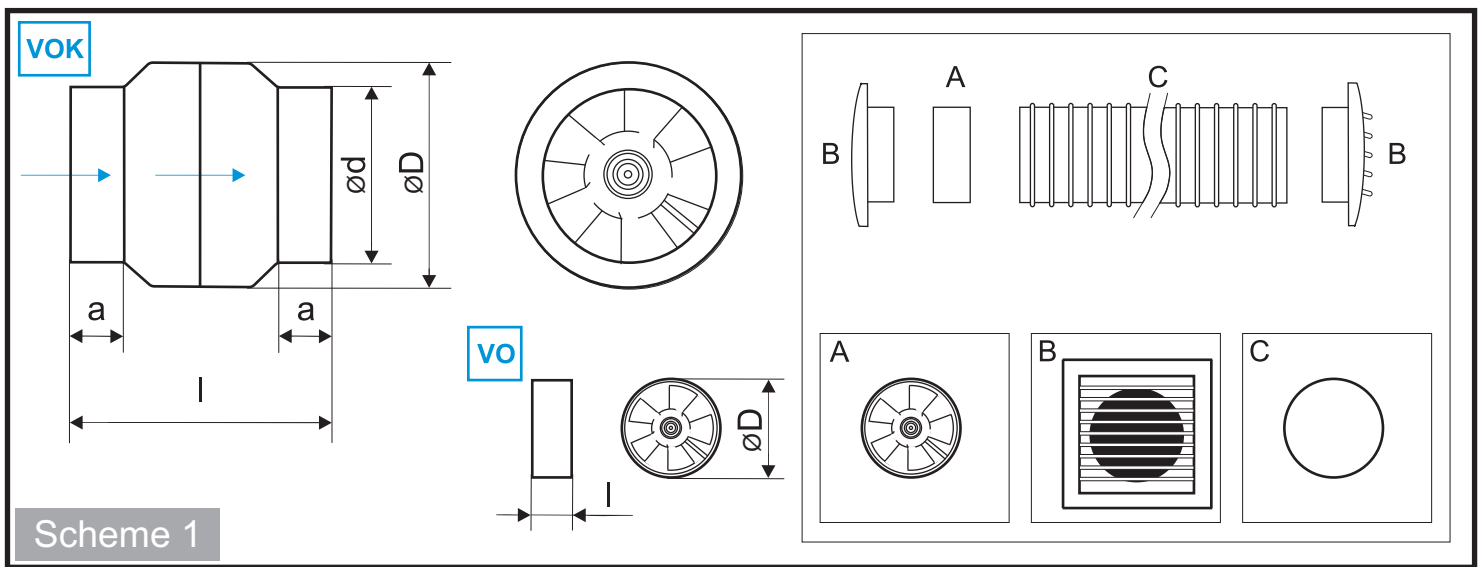
The body, the turbine, and the back shutter are manufactured from aluminum alloy or **Glass-filled Polyamide** which guarantees efficient cooling and better fire safety.

If you need a fan for use at high temperatures, please refer to our **"Heat Resistant In-line Axial Fans"** catalogue.

The IP 44 protection degree allows the fan to operate in conditions of high humidity environments.



The in-line axial fans can be mounted in or between air ducts, in walls, ceilings and suspending ceilings. They are perfect for use as extractor fans, as well as heat exchangers between neighboring premises.

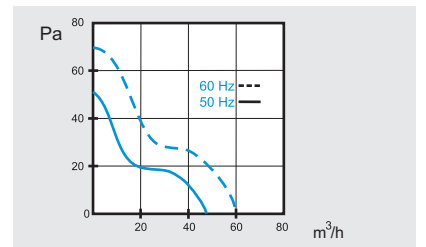


Scheme 1

All VO and VOK series fans can be produced with length "l" to suit most specific requirements of our customers. The length "l" for the VO series indicated in the tables below is the minimum length possible to achieve.

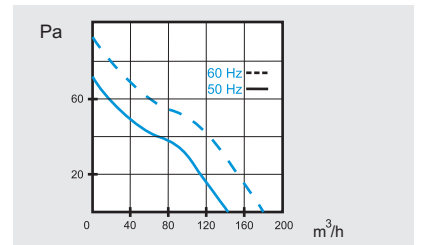
Type	a	l	ød	øD
VO 90	-	25	-	90
VO 100	-	70	-	100

Technical characteristic					
Hz / V	min <sup>-1</sup>	m <sup>3</sup> /h	Pa	W	IP
50 / 220	2500	60	55	16	44
50 / 115	2500	60	55	15	44
60 / 220	3000	67	60	14	44



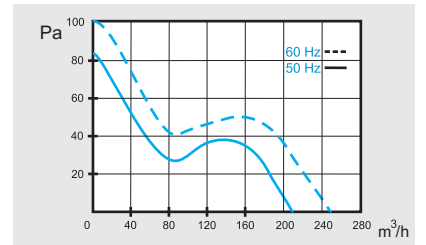
Type	a	l	ød	øD
VO 120	-	40	-	120
VOK 120/90	28	130	90	120
VOK 120/100	28	130	100	120
VOK 120/110	35	135	110	120

Technical characteristic					
Hz / V	min <sup>-1</sup>	m <sup>3</sup> /h	Pa	W	IP
50 / 220	2650	150	75	18	44
50 / 115	2650	150	75	17	44
60 / 220	3200	180	90	16	44



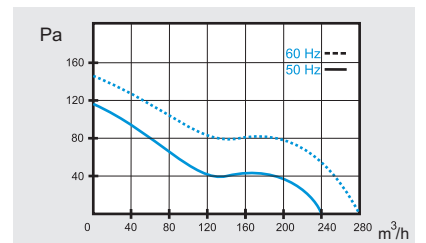
Type	a	l	ød	øD
VO 135	-	60	-	135
VOK 135/100	27	145	100	135
VOK 135/110	27	145	110	135
VOK 135/120	27	145	120	135

Technical characteristic					
Hz / V	min <sup>-1</sup>	m <sup>3</sup> /h	Pa	W	IP
50 / 220	2650	205	85	42	44
50 / 115	2650	205	85	42	44
60 / 220	3200	250	98	38	44



Type	a	l	ød	øD
VO 150	-	55	-	150
VOK 150/110	28	150	110	150
VOK 150/120	28	150	120	150
VOK 150/130	28	150	130	150

Technical characteristic					
Hz / V	min <sup>-1</sup>	m <sup>3</sup> /h	Pa	W	IP
50 / 220	2600	240	110	46	44
50 / 115	2600	240	110	45	44
60 / 220	3200	290	130	40	44



All fans can be manufactured to operate at 60 Hz frequency, without significant change in the remaining characteristics.