

Circular straight silencer

SLU



Description

SLU is a circular straight silencer

Nominal insulation thicknesses are 50 mm or 100 mm.

Attenuation material is mineral wool. The SLU's are made of strong outer spiral seemed tube and an inner tube made of sheet steel with small openings to be able to withstand mechanical cleaning and at the same time not interfere with the insertion loss. The space between them is filled with mineral wool and a nonwoven cloth is inserted between inner tube and the attenuation material, to prevent fibres from the insulation getting into the duct system. Silencer can be cleaned by rotating nylon brushes, vacuum cleaner or damp cloth.

Tested according to ISO 7235 standard.

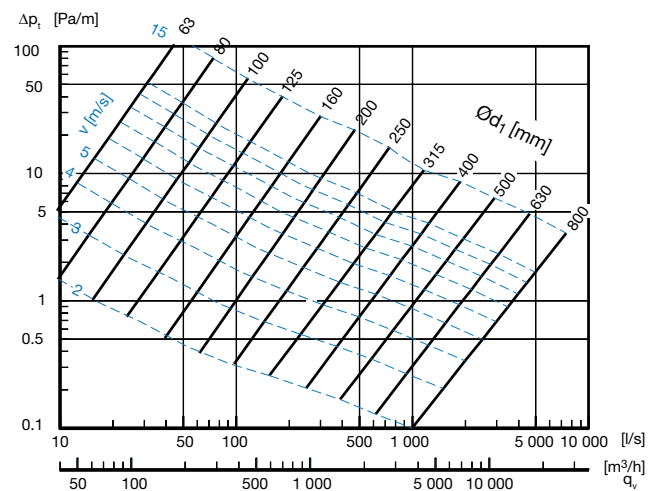
Special materials, sizes and flanges on request. Please contact Lindab sales.

Order code

Product	SLU	d	l	t
SLU				
Connection (d) in mm ($\varnothing d_{nom}$)				
63 - 400 mm (50 mm insulation)				
315 - 800 mm (100 mm insulation)				
Length (l), in mm (l_{nom})				
300 - 1200 mm (50 mm insulation)				
600 - 1500 mm (100 mm insulation)				
Insulation thickness (t) in mm				
50 or 100 mm				

Example: SLU 200 - 900 - 50

Technical data



LindQST

To select the attenuator to suit your needs use Lindab's advanced sound calculation and dimensioning web tool LindQST. This tool will allow you to optimize width, height and length for the best performance and to meet your on site requirements.

Visit www.lindqst.com to find preference out more.

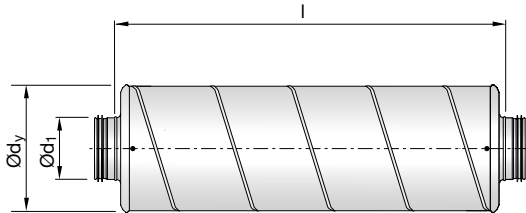


Circular straight silencer

SLU

Technical data for silencer with 50 and 100 mm insulation

Dimensions and sound data for silencer with 50 mm insulation.



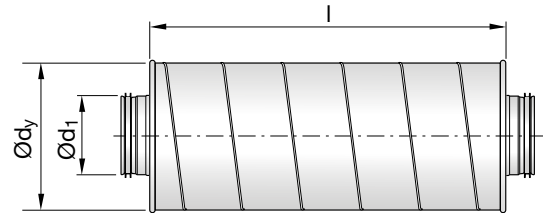
Ød ₁ [nom]	l [nom]	Insertion loss [dB] for centre frequency [Hz]								Ød _y [mm]	l [mm]	m [kg]
		63	125	250	500	1k	2k	4k	8k			
63	300	0	6	13	21	32	44	36	26	170	300	1,8
63	600	0	7	20	35	50	50	50	34	170	600	3,0
80	300	1	5	8	15	25	25	21	15	190	300	2,0
80	600	2	8	14	28	49	50	47	24	190	600	3,0
80	900	3	10	21	40	50	50	50	34	190	900	5,0
80	1200	4	13	27	50	50	50	50	43	190	1200	7,0
100	300	1	5	7	15	25	25	21	13	210	360	2,0
100	600	1	7	12	25	43	48	35	20	210	660	3,0
100	900	2	10	17	34	50	50	49	28	210	960	5,0
100	1200	3	12	22	44	50	50	50	35	210	1260	7,0
125	300	0	4	5	13	23	20	16	11	235	365	3,0
125	600	1	5	10	22	39	37	26	16	235	665	4,0
125	900	1	7	14	30	50	50	37	21	235	965	7,0
125	1200	2	9	18	39	50	50	47	26	235	1265	9,0
160	300	0	3	5	11	22	16	11	7	270	370	3,0
160	600	1	4	8	19	37	28	17	11	270	670	6,0
160	900	1	5	12	27	50	39	24	14	270	970	8,0
160	1200	2	6	15	35	50	50	30	17	270	1270	10,0
200	300	0	2	4	9	19	11	7	5	310	385	4,0
200	600	1	3	8	15	28	19	12	8	310	685	7,0
200	900	2	4	11	21	37	28	16	10	310	985	10,0
200	1200	2	5	14	27	46	36	21	13	310	1285	12,0
250	300	0	1	3	7	15	8	5	5	365	300	6,0
250	600	1	2	6	14	26	14	8	7	365	600	9,0
250	900	1	3	9	19	38	19	11	9	365	900	12,0
250	1200	2	4	11	24	50	24	13	11	365	1200	15,0
315	300	0	1	2	6	12	5	4	4	427	300	8,0
315	600	0	2	4	10	22	9	6	7	427	600	12,0
315	900	2	3	7	16	31	13	8	9	427	900	18,0
315	1200	2	3	8	20	39	16	9	10	427	1200	24,0
400	300	0	1	2	3	3	2	3	1	508	300	12,0
400	600	0	2	4	8	10	5	4	4	508	600	16,0
400	900	0	2	5	12	16	7	5	6	508	900	22,0
400	1200	0	2	7	16	20	9	6	7	508	1200	32,0

There is given max. attenuation values of 50 dB in the table above.

Sizes 63–315 are supplied with preinstalled Safe-connectors.

Size 400 is supplied with loose NPU-couplings.

Dimensions and sound data for silencer with 100 mm insulation.



Ød ₁ [nom]	l [nom]	Insertion loss [dB] for centre frequency [Hz]								Ød _y [mm]	l [mm]	m [kg]
		63	125	250	500	1k	2k	4k	8k			
315	600	2	5	9	14	12	6	4	5	510	600	12,0
315	900	3	6	13	20	19	10	6	7	510	900	18,0
315	1200	4	8	16	27	25	15	9	10	510	1200	24,0
400	600	4	5	8	10	7	4	4	6	625	600	16,0
400	900	4	5	10	17	13	6	6	8	625	900	22,0
400	1200	6	6	13	24	18	8	7	10	625	1200	32,0
500	900	4	4	10	14	8	4	6	6	735	900	26,0
500	1200	3	5	11	21	12	6	7	9	735	1200	39,0
630	900	2	3	7	12	5	4	4	5	880	900	44,0
630	1200	2	4	8	17	7	4	5	7	880	1200	56,0
800	1200	2	3	8	11	5	4	5	6	1030	1200	69,0
800	1500	2	3	10	16	6	5	6	7	1030	1500	86,0

There is given max. attenuation values of 50 dB in the table above.

Size 315 is supplied with preinstalled Safe-connectors.

Sizes 400–800 are supplied with loose NPU-couplings.

